



Singapore Shipping Corporation Limited

# NAVIGATING WITH PRUDENCE

ANNUAL REPORT 2016/2017



# CONTENTS

**02**

Chairman's Message

**08**

Corporate Information

**12**

Financial Highlights

**04**

Our Businesses

**09**

Corporate Milestones

**14**

Interview with  
Chief Executive Officer

**05**

Board of Directors

**10**

Vessel Fleet

**16**

Glossary

# 17

Corporate Governance  
Report

# 104

Notice of Annual General  
Meeting & Books Closure  
Proxy Form

# 40

Financial Statements

# 102

Shareholding Statistics

*m.v. Sirius Leader  
Pure Car and Truck Carrier  
Built 2000*





---

# CHAIRMAN'S MESSAGE



“The fact that the financial performance of our mainstay ship owning segment has remained resilient in the face of the current shipping downturn is testament to the sound and prudent business model we have adopted since our inception.”

**C. K. Ow**

Executive Chairman

*Weather Deck of m.v. Taurus Leader*

---

# CHAIRMAN'S MESSAGE

## Dear Shareholders,

### STATE OF THE MARKET

Since the last annual report, the global container shipping industry has continued to deteriorate. There is no sign of respite to the present situation of excess tonnages and low freight.

Global trade has slowed further, which in turn is affecting the moribund shipping industry. This has led to the demise of several established shipowners and compelled other majors to either consolidate via mergers or acquire competitors.

Although there is less volatility in the Ro-Ro\* shipping market, it has not been spared from the burden of excess tonnages. Trade has not returned to the peak in 2008 of 21.3 million cars, and is now hovering at 19.8 million cars. Furthermore, only two vessels have been ordered this year after 42 contracts were placed in 2015.

### FINANCIAL PERFORMANCE

Still, Singapore Shipping Corporation Limited ("SSC") has maintained an even keel and chalked up profits, even though we have not been able to invest in new tonnages to expand our fleet. The fact that the financial performance of our mainstay ship owning segment has remained resilient in the face of the current shipping downturn is testament to the sound and prudent business model we have adopted since our inception.

Our agency and logistics segment, by nature a service provider, has to counter strong headwinds in the form of decreasing volume, rising costs and increasing competitors.

In spite of these challenges, we managed to record a 5.7% increase in profit contributions from this segment during the financial year ended 31 March 2017 ("FY2017").

Overall, I am pleased to report a profit of US\$8.6 million for FY2017. With this performance, the Board of Directors recommend a dividend of 1.0 Singapore cent per share for the financial year just ended. Our dividend cover is 2.8 times and our free cash amounted to US\$11.4 million as at 31 March 2017. Net of free cash, our gearing stands at 83.0%. As ship owning is a capital intensive business, our gearing is low by industry standards. We are thus well placed to respond to investment opportunities as they emerge.

### APPRECIATION

Finally, I wish to thank all our loyal staff, stakeholders and board members for their dedication and good work. In particular, I wish to thank Tan Guong Ching for his outstanding contributions. Guong Ching is retiring after having served the past nine years as our Independent Director.

**C. K. Ow**  
Executive Chairman

*\*See Glossary*

# OUR BUSINESSES



SHIP OWNING

SHIP MANAGEMENT

LOGISTICS

AGENCY

## OUR CORE PILLARS

# BOARD OF DIRECTORS



## OW CHIO KIAT

Executive Chairman

*Fellow of the Institute of Chartered Shipbrokers*

Date of Appointment: 15 May 2000  
Date of Last Re-election: 28 July 2016

- 1962** | Joined Hai Sun Hup Co.
- 1966** | Managing Partner, Hai Sun Hup Co.
- 1970** | Joined Hai Sun Hup Co. (Pte.) Limited
- 1971-73** | Member, Free Trade Zone Advisory Committee
- 1977-07** | Chairman, Mitsui O.S.K Lines (Singapore) Pte. Ltd.
- 1977-07** | Singapore Representative, Federal State of Bremen
- 1989-present** | Executive Chairman, Stamford Land Corporation Ltd (Formerly known as Hai Sun Hup Group Ltd)
- 2000** | Gran Oficial, Order of Bernardo O'Higgins by the President of Chile
- 2000-present** | Executive Chairman, Singapore Shipping Corporation Limited
- 2001-07** | Honorary Consul-General, Slovak Republic to Singapore
- 2007-15** | Singapore's Ambassador to Argentina
- 2009-11** | Committee Member, National Arts Council
- 2011** | Honorary Officer, Order of Australia by the Prime Minister of Australia
- 2015-present** | Singapore's Ambassador to Italy



## OW CHEO GUAN

Deputy Executive Chairman

*Fellow of the Institute of Chartered Shipbrokers*

Date of Appointment: 19 November 1994  
Date of Last Re-election: 29 July 2014

- 1970** | Joined Hai Sun Hup Co. (Pte.) Limited
- 1973** | Executive Vice President, Hai Sun Hup Co. (Pte.) Limited
- 1991-present** | Deputy Executive Chairman, Stamford Land Corporation Ltd (Formerly known as Hai Sun Hup Group Ltd)
- 2000-present** | Deputy Executive Chairman, Singapore Shipping Corporation Limited
- 2008-present** | Honorary Consul of the Slovak Republic



## OW YEW HENG

Executive Director and Chief Executive Officer

*Bachelor of Business, Accounting & Management, University of Technology, Sydney*

Date of Appointment: 10 August 2010  
Date of Last Re-election: 30 July 2015

- 2010** | Joined the Group as Assistant to Chief Operating Officer
- 2010-present** | Executive Director, Singapore Shipping Corporation Limited
- 2010-present** | Executive Director, Stamford Land Corporation Ltd
- 2015-present** | Chief Executive Officer, Singapore Shipping Corporation Limited
- 2015-present** | Chief Executive Officer, Stamford Land Corporation Ltd

# BOARD OF DIRECTORS



## TAN GUONG CHING

Independent  
Non-Executive Director

*Bachelor of Engineering (Chemical) (Dean's Hons), McMaster University, Canada*

*Master of Engineering (Chemical), McMaster University, Canada*

Date of Appointment: 30 July 2008  
Date of Last Re-election: 29 July 2014

- 1972-81** | Joined Ministry of the Environment
- 1981-84** | Joined Ministry of Home Affairs
- 1984-87** | Principal Private Secretary to the Prime Minister
- 1987-93** | Permanent Secretary of the Ministry of Communications and Information
- 1987-93** | Director of the Port of Singapore Authority
- 1992-95** | Permanent Secretary of the Ministry of the Environment (holding concurrent positions in 1992)
- 1995-00** | Chief Executive Officer of the Housing and Development Board
- 2000-05** | Permanent Secretary of the Ministry of Home Affairs
- 2001-15** | Chairman, Starhub Ltd.
- 2004-16** | Chairman, Singapore Technologies Aerospace Ltd
- 2005** | Retired from Government Service
- 2008-present** | Independent Director, Singapore Shipping Corporation Limited

### Significant Concurrent Positions

- Chairman | Singapore Technologies Telemedia Pte Ltd
- Director | Frasers Centrepoint Asset Management (Commercial) Ltd.



## STANLEY LAI TZE CHANG

Independent  
Non-Executive Director

*Bachelor of Laws (Hons), University of Leicester, UK*

*LLM (Master of Laws), University of Cambridge, UK*

*PhD in Law, University of Cambridge, UK*

*Barrister at Law, Lincoln's Inn*

*Advocate & Solicitor, Supreme Court of Singapore*

*Senior Counsel, Singapore Academy of Law/Supreme Court of Singapore*

Date of Appointment: 30 July 2015  
Date of Last Re-election: 28 July 2016

- 1999-01** | Legal Associate/Partner, Messrs Lee & Lee Singapore
- 2007-15** | Adjunct Associate Professor, National University of Singapore, Faculty of Engineering
- 2000-16** | Adjunct Associate Professor, National University of Singapore, Faculty of Law
- 2001-present** | Partner, Messrs Allen & Gledhill LLP
- 2006-present** | Head of Intellectual Property Practice, Messrs Allen & Gledhill LLP
- 2015-present** | Independent Director, Singapore Shipping Corporation Limited
- 2015-present** | Independent Director, Stamford Land Corporation Ltd
- 2016-present** | Adjunct Professor, National University of Singapore, Faculty of Law

### Significant Concurrent Positions

- Chairman | Intellectual Property Office of Singapore
- Director | Singapore Technologies Aerospace Ltd
- Director | Singapore Technologies Engineering Ltd
- Director | Nanyang Technological University - NTUitive Pte. Ltd.
- Director | Haggai Institute for Advanced Leadership Training Limited
- Director | Changi Cove Pte. Ltd.
- Member | Board of Governors, Raffles Institution



# BOARD OF DIRECTORS



## NG JUI PING

Independent  
Non-Executive Director

*Master of Arts (History),  
Duke University, USA*

*Graduate of the Advanced  
Management Programme,  
Harvard Business School  
(USA)*

Date of Appointment: 29 July 2010

Date of Last Re-election: 28 July 2016

### Selected Appointments in the Singapore Armed Forces ("SAF")

<b>1966</b>	Enrolled in the SAF
<b>1967</b>	Commissioned Officer, SAF
<b>1984</b>	Chief of Staff (General Staff)
<b>1990</b>	Chief of Army
<b>1992</b>	Chief of Defence Force
<b>1995-present</b>	Retired from the SAF and established own businesses in the private sector

### Selected Appointments from 1995

<b>1995-01</b>	Deputy Chairman, Central Provident Fund Board
<b>1995-98</b>	Chairman, Chartered Industries of Singapore (Pte.) Limited
<b>1995-09</b>	Chairman, Sun Yuan Holdings Pte Ltd
<b>1996-05</b>	Director, NTUC Income
<b>1998-99</b>	Corporate Advisor, Singapore Technologies Holdings Pte Ltd
<b>1998-00</b>	Director, Singapore Technologies Kinetics Ltd
<b>1999-07</b>	Director, Suntec Real Estate Consultants Pte. Ltd.
<b>2000-01</b>	Chairman, Singapore Technologies Automotive Ltd
<b>2000-08</b>	Director, Unisteel Technology Limited
<b>2000-04</b>	Chairman, Horizon.com Limited (founder and controlling shareholder)
<b>2004-08</b>	Director, PSA International Pte Ltd and Chairman of its China and North East Asia Group
<b>2006-08</b>	Advisor, Aldar Properties PJSC (Abu Dhabi)
<b>2007-10</b>	Chairman (controlling shareholder), Nanyang Institute of Management Pte Ltd
<b>2010-present</b>	Independent Director, Singapore Shipping Corporation Limited

### Significant Concurrent Positions

Chairman	August Asia Consulting Pte. Ltd.
Director	Yanlord Land Group Limited
Director	Pacific Andes Resources Development Limited
Director	August Nanyang Holdings Pte. Ltd.
Consultant	Sumitomo Mitsui Banking Corporation

---

# CORPORATE INFORMATION

## BOARD OF DIRECTORS

Ow Chio Kiat  
(Executive Chairman)

Ow Cheo Guan  
(Deputy Executive Chairman)

Ow Yew Heng  
(Executive Director and Chief Executive Officer)

Tan Guong Ching  
(Independent Non-Executive Director)

Ng Jui Ping  
(Independent Non-Executive Director)

Stanley Lai Tze Chang  
(Independent Non-Executive Director)

## AUDIT AND RISK MANAGEMENT COMMITTEE

Tan Guong Ching (Chairman)

Ng Jui Ping

Stanley Lai Tze Chang

## NOMINATING COMMITTEE

Ng Jui Ping (Chairman)

Ow Chio Kiat

Tan Guong Ching

## REMUNERATION COMMITTEE

Stanley Lai Tze Chang (Chairman)

Tan Guong Ching

Ng Jui Ping

## COMPANY SECRETARIES

Lee Li Huang

Teo Meng Keong

Cheok Hui Yee

## REGISTERED OFFICE

200 Cantonment Road  
#09-01 Southpoint  
Singapore 089763

## SHARE REGISTRAR

M & C Services Private Limited  
112 Robinson Road  
#05-01  
Singapore 068902

## AUDITORS

Ernst & Young LLP  
Public Accountants and  
Certified Public Accountants  
1 Raffles Quay  
North Tower, Level 18  
Singapore 048583  
Partner-in-charge: Lim Tze Yuen  
Year of Appointment: Financial Year Ended  
31 March 2017

## INTERNAL AUDITORS

Nexia TS Risk Advisory Pte. Ltd.  
100 Beach Road  
Shaw Tower #30-00  
Singapore 189702

## PRINCIPAL BANKERS

Development Bank of Japan Inc.  
Malayan Banking Berhad  
Standard Chartered Bank

# CORPORATE MILESTONES



1935 Hai Sun Hup Co. began lighterage business along the Singapore River.

1935

1966 Chairman, Mr. Ow Chio Kiat, took over and diversified the business into all aspects of shipping

1966

1978 m.v. Singa Satu, a pure car truck carrier with capacity for 2,000 CEU, was built at Oshima Shipyard and co-owned with Nihonkai Kisen Kasha.

1978

1984 m.v. Singa Ace, a pure car truck carrier with capacity for 4,889 CEU, was built at Tsuneishi Shipyard and long-term chartered to Mitsui O.S.K. Lines Ltd.

1984



1989 Hai Sun Hup Group Ltd was listed and ranked second largest shipping group in Singapore.

1989

1990 m.v. Envoyager, a heavy lift with a lifting capacity of 400 tonnes, was acquired and chartered to Mitsui O.S.K Lines Ltd.

1990



2000 Singapore Shipping Corporation Limited ("SSC") was listed on the main board of the Singapore Exchange Securities Trading Limited.

2000



2006 Demerger of SSC. Warehousing, logistics, agency and terminal operations were subsumed under Cougar Logistics Corporation Ltd. which was listed in the same year.

2006



2010 m.v. Boheme, a pure car truck carrier with capacity for 7,200 CEU, was acquired.

2010



2011 m.v. Sirius Leader, a pure car truck carrier with capacity for 5,190 CEU, was acquired.

2011

2013 The shipping agency and logistics business of Cougar Logistics Corporation Ltd. was acquired.

2013



2014 m.v. Centaurus Leader, a pure car truck carrier with capacity for 6,500 CEU, was acquired.

2014



2015 m.v. Capricornus Leader, a pure car truck carrier with capacity for 6,500 CEU, was acquired.

2015



m.v. Taurus Leader, a pure car truck carrier with capacity for 7,020 CEU, was acquired.

# VESSEL FLEET

## COUGAR ACE



<b>% Owned</b>	30
<b>IMO* No</b>	9051375
<b>Registry</b>	Singapore
<b>Vessel Type</b>	PCTC* (Capacity 5,540)
<b>Year Built</b>	OCTOBER 1993
<b>Charterer</b>	MITSUI O.S.K. LINES, LTD.

## BOHEME



<b>% Owned</b>	100
<b>IMO* No</b>	9176565
<b>Registry</b>	Singapore
<b>Vessel Type</b>	PCTC* (Capacity 7,200)
<b>Year Built</b>	MAY 1999
<b>Charterer</b>	WALLENIUS LINES AB

## SIRIUS LEADER



<b>% Owned</b>	100
<b>IMO* No</b>	9213806
<b>Registry</b>	Singapore
<b>Vessel Type</b>	PCTC* (Capacity 5,190)
<b>Year Built</b>	JULY 2000
<b>Charterer</b>	NIPPON YUSEN KABUSHIKI KAISHA

*Vessel capacity is based on RT43\* standard.*



## CAPRICORNUS LEADER



<b>% Owned</b>	100
<b>IMO* No</b>	9283863
<b>Registry</b>	Singapore
<b>Vessel Type</b>	PCTC* (Capacity 6,500)
<b>Year Built</b>	AUGUST 2004
<b>Charterer</b>	NIPPON YUSEN KABUSHIKI KAISHA

## CENTAURUS LEADER



<b>% Owned</b>	100
<b>IMO* No</b>	9284740
<b>Registry</b>	Singapore
<b>Vessel Type</b>	PCTC* (Capacity 6,500)
<b>Year Built</b>	NOVEMBER 2004
<b>Charterer</b>	NIPPON YUSEN KABUSHIKI KAISHA

## TAURUS LEADER



<b>% Owned</b>	100
<b>IMO* No</b>	9700550
<b>Registry</b>	Singapore
<b>Vessel Type</b>	PCTC* (Capacity 7,020)
<b>Year Built</b>	MARCH 2015
<b>Charterer</b>	NIPPON YUSEN KABUSHIKI KAISHA

*\*See Glossary*

# FINANCIAL HIGHLIGHTS

## FINANCIAL RESULTS

For the Financial Year Ended 31 March	2013	2014	2015	2016	2017
Revenue (US\$'000)	19,914	34,446	34,712	44,921	43,461
Net Profit (US\$'000)	6,807	8,558	8,896	9,588	8,550
Earnings per Share (US cent)	1.56	1.96	2.04	2.20	2.00
Dividend per Share (Singapore cent)	1.00	1.00	1.00	1.00	1.00
Return on Equity (%)	11.87	13.69	13.40	13.46	10.74

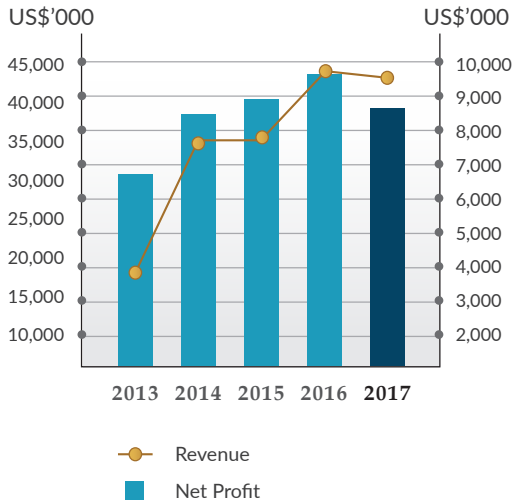
## FINANCIAL POSITION

All Figures in US\$'000

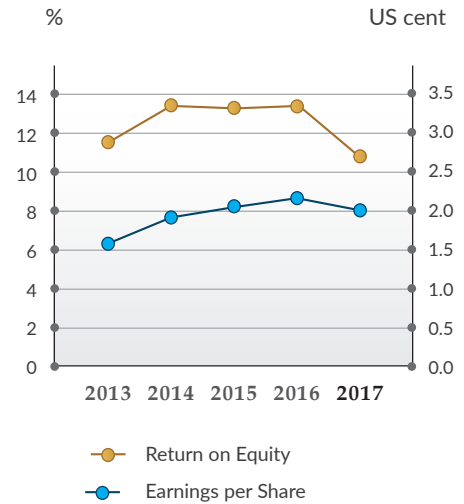
As at 31 March	2013	2014	2015	2016	2017
Current Assets	19,432	25,989	13,938	19,110	15,602
Financial and Other Assets	233	976	1,242	853	2,042
Associated Company and Joint Venture	3,069	4,207	4,110	4,000	3,355
Property, Plant and Equipment	61,797	55,715	162,280	157,026	152,267
<b>Total Assets</b>	<b>84,531</b>	<b>86,887</b>	<b>181,570</b>	<b>180,989</b>	<b>173,266</b>
Trade and Other Liabilities	3,451	5,144	7,588	14,332	16,065
Bank Borrowings	23,732	19,211	107,602	95,414	77,575
<b>Total Liabilities</b>	<b>27,183</b>	<b>24,355</b>	<b>115,190</b>	<b>109,746</b>	<b>93,640</b>
<b>Equity</b>	<b>57,348</b>	<b>62,532</b>	<b>66,380</b>	<b>71,243</b>	<b>79,626</b>
<b>Net Asset Value per Share (US cent)</b>	<b>13.15</b>	<b>14.34</b>	<b>15.22</b>	<b>16.33</b>	<b>18.24</b>

# FINANCIAL HIGHLIGHTS

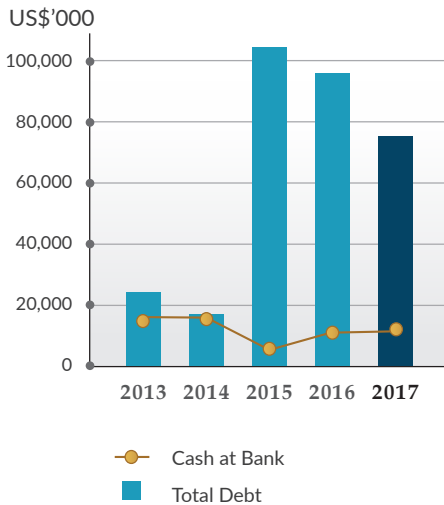
## REVENUE VS NET PROFIT



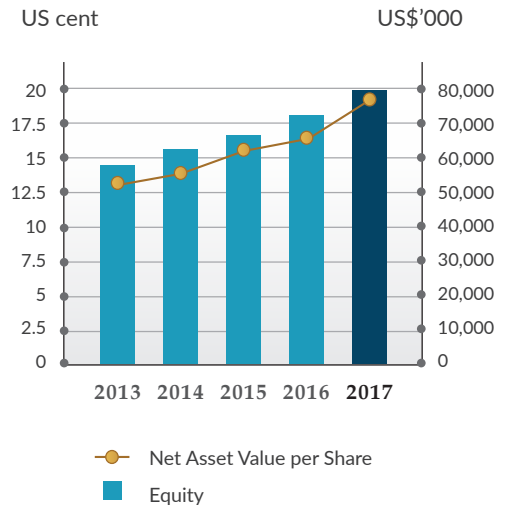
## RETURN ON EQUITY VS EARNINGS PER SHARE



## CASH AT BANK VS TOTAL DEBT



## NET ASSET VALUE PER SHARE VS EQUITY



# INTERVIEW WITH CHIEF EXECUTIVE OFFICER



**OW YEW HENG**  
Executive Director and Chief Executive Officer

## 1. What is your strategy and focus for the Group in the coming year?

My strategy has always been to expand the Group's existing vessel fleet to maximise returns to our shareholders at a minimal risk. The current global shipping sector is in a dismal state of disarray and serves as a good reminder that we need to exercise prudence in our evaluation of investment opportunities. We are prudently selective in our pursuit of investment opportunities which must meet our investment criteria and yield suitable level of returns at minimal risk.

Beside assets acquisition, we are also focusing on growing and developing our human capital assets. We continue to invest in training our existing team members so that they will be equipped to undertake future expansion opportunities.

## 2. Beside the overall market condition, what are the other challenges faced by the Group?

The industry wide downturn in the shipping sector translates to excess tonnages and depressed rates which may in turn deteriorate our earnings. Nevertheless, we believe that the Group is resilient to the current downturn as a substantial portion of our earnings are generated from long-term charter contracts. Also, our conservative business model and our long-standing reputation for credibility in the industry will ensure that we overcome these challenges.

## 3. Given that the Group has substantial bank borrowings, how does the Group manage its interest rate exposure to increasing interest rates?

To manage our interest rate exposure, we have entered into interest rate swaps to convert the floating interest rates on the bank borrowings to fixed interest rates. As a result, we are insulated from increasing interest rates.



# INTERVIEW WITH CHIEF EXECUTIVE OFFICER

## 4. How is the Group managing its free cash?

As mentioned above, we are constantly evaluating investment opportunities. Should suitable opportunities present themselves, the Group with its readily available cash resources, will be in a position to seize these opportunities.

Notwithstanding the above, we are also constantly evaluating the options in our cash management process with the objective of maximising returns to our shareholders. During the financial year, we made an early full repayment for one bank loan amounting to US\$7.6 million, 2 years ahead of its repayment due date, to reduce our interest expense going forward. Bearing in mind ship owning income is tax free, reduction of interest payment will result in optimisation of tax free income.

## 5. What are step-down rates in the charter contracts?

The initial rates under a long-term charter are higher due to higher interest rates under the financing arrangements. Further, as a vessel ages, it will naturally command a lower charter rate. For illustrative purposes, it is not uncommon for the first 5 years of the charter rates to be agreed at US\$10,000 per day (as an example), with rates stepping down to US\$5,000 per day for the 5 years thereafter.

## 6. How is the charter hire income arising from step-down charter rates recognised in the income statement?

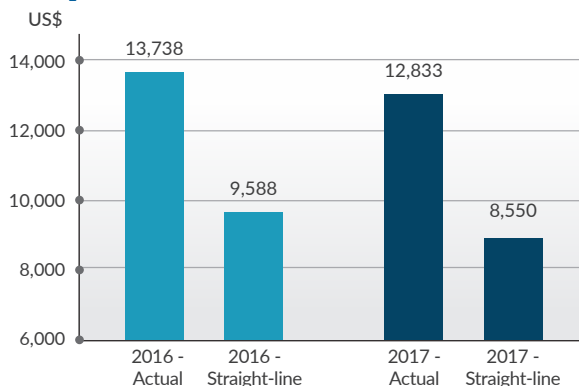
The Group recognises charter hire income on a straight-line basis over the lease term as prescribed by the accounting terms. The difference between the charter hire income and the amount received from the charterers is recognised as deferred income in the balance sheet.

Referring to the illustrative example in Note 5, the Group recognises charter hire income of US\$7,500 per day even though the full US\$10,000 was received. The remaining US\$2,500 is recognised as deferred income in the balance sheet.

## 7. What is the impact of the application of the straight-line method?

Shareholders should be cognisant that the accounting revenue and profits may not be reflective of commercial realities as stated under the terms of our charter contracts as evident in the table below.

### Group Profit



# GLOSSARY

TERM	DESCRIPTION
<b>IMO</b>	International Maritime Organisation
<b>PCTC</b>	Pure Car and Truck Carrier
<b>RO-RO</b>	Ro-Ro stands for Roll On-Roll Off. Cargoes are driven onboard and ashore by means of own machinery or by prime movers. There are 3 main types of Ro-Ro ships. A Pure Car and Truck Carrier transports vehicles and other rolling machineries. A Ro-Ro liner ship carries containers, flat racks, pallets or general cargoes. A Ro-Ro ferry carries a combination of trucks, lorries, cars and passengers.
<b>RT43</b>	Revenue Ton - A measure of cargo earning space for carriage of a vehicle being equivalent to a volume span of length/4125 mm, width/1550 mm and height/1420mm (which is actually the size of a 1968 Toyota Corona).



---

# CORPORATE GOVERNANCE REPORT

For the financial year ended 31 March 2017

Singapore Shipping Corporation Limited (the “Company”) and its subsidiaries (the “Group”) are committed to maintaining a high standard of corporate governance in complying with the Code of Corporate Governance (the “Code”) which forms part of the continuing obligations of the Singapore Exchange Securities Trading Limited (“SGX-ST”)’s listing rules. The Group has complied with the principles and guidelines set out in the Code.

This report describes the Group’s corporate governance practices that were in place throughout the financial year ended 31 March 2017 (“FY2017”). Where there are any deviations from the Code, appropriate explanations are also provided in this report.

## BOARD MATTERS

### Principle 1: The Board’s Conduct of Affairs

The primary function of the Board of Directors (the “Board”) is to provide effective leadership and direction to enhance the long-term value of the Group to its shareholders and other stakeholders. The Board oversees the business affairs of the Group. Besides carrying out its statutory duties and responsibilities, the Board has the overall responsibility for reviewing the strategic plans and performance objectives, financial plans, key operating initiatives, major funding and investment proposals, financial performance reviews and corporate governance practices.

In addition, the principal duties of the Board include:

- Setting the Group’s strategic objectives and ensuring that the necessary financial and human resources are in place for the Group to meet its objectives.
- Overseeing the process for evaluating the adequacy of internal control, risk management, financial reporting and compliance.
- Reviewing the performance of management and overseeing succession planning for management.
- Setting the Group’s values and standards (including ethical standards) and ensuring the obligations to shareholders and other stakeholders are understood and met.
- Considering sustainability issues as part of the strategic formulation.

# CORPORATE GOVERNANCE REPORT

For the financial year ended 31 March 2017

## Independent judgement

All the Directors exercise due diligence and independent judgement and make decisions objectively in the best interests of the Group.

The current members of the Board and their membership on the board committees of the Company are as follows:

<b>Name of Director</b>	<b>Board Appointments</b>	<b>Audit and Risk Management Committee</b>	<b>Nominating Committee</b>	<b>Remuneration Committee</b>
Ow Chio Kiat	Executive Chairman and Executive Director	–	Member	–
Ow Cheo Guan	Deputy Executive Chairman and Executive Director	–	–	–
Ow Yew Heng	Chief Executive Officer and Executive Director	–	–	–
Tan Guong Ching	Lead Independent and Non-Executive Director	Chairman	Member	Member
Ng Jui Ping	Independent and Non-Executive Director	Member	Chairman	Member
Stanley Lai Tze Chang	Independent and Non-Executive Director	Member	–	Chairman

## Delegation by the Board

The Board has delegated certain functions to various board committees, namely the Audit and Risk Management Committee (“ARMC”), Nominating Committee (“NC”) and Remuneration Committee (“RC”). Each of the various board committees has its own written terms of reference and whose actions are reported to and monitored by the Board. The Board accepts that while these various board committees have the authority to examine particular issues and will report back to the Board with their decisions and/or recommendations, the ultimate responsibility on all matters lies with the Board.

## Key features of board processes

The dates of Board and board committee meetings as well as annual general meeting (“AGM”) are scheduled one year in advance. To assist the Directors in planning their attendance, the Company Secretary consults every Director before fixing the dates of these meetings. The Board meets at least four times a year and as warranted by particular circumstances. Ad hoc meetings are also convened to deliberate on urgent substantive matters. Telephonic attendance and conference via audio-visual communication at Board and board committee meetings are allowed under the Company’s Constitution. The details of the number of Board and board committee meetings held in the financial year as well as the attendance of each board member at those meetings are disclosed below.



# CORPORATE GOVERNANCE REPORT

For the financial year ended 31 March 2017

Directors' attendance at Board and board committee meetings in FY2017

Name of Director	Board		Audit and Risk Management Committee		Nominating Committee		Remuneration Committee	
	No. of Meetings Held <sup>(1)</sup>	No. of Meetings Attended	No. of Meetings Held <sup>(1)</sup>	No. of Meetings Attended	No. of Meetings Held <sup>(1)</sup>	No. of Meetings Attended	No. of Meetings Held <sup>(1)</sup>	No. of Meetings Attended
Ow Chio Kiat	4	4	–	6 <sup>(2)</sup>	1	1	–	3 <sup>(2)</sup>
Ow Cheo Guan	4	4	–	6 <sup>(2)</sup>	–	1 <sup>(2)</sup>	–	3 <sup>(2)</sup>
Ow Yew Heng	4	4	–	6 <sup>(2)</sup>	–	1 <sup>(2)</sup>	–	3 <sup>(2)</sup>
Tan Guong Ching	4	4	6	6	1	1	3	3
Ng Jui Ping	4	4	6	5	1	1	3	3
Stanley Lai Tze Chang	4	4	6	6	–	1 <sup>(2)</sup>	3	3

<sup>(1)</sup> Represents the number of meetings held as applicable to each individual Director.

<sup>(2)</sup> Attendance at meetings on a "By Invitation" basis.

## Board's approval

Matters specifically reserved for the Board's approval are listed below:

- Policies, strategies and objectives of the Group;
- Announcement of quarterly and full year financial results and release of annual reports;
- Issuance of shares;
- Declaration of interim dividends and proposal of final dividends;
- Convening of shareholders' meetings;
- Material investments, divestments or capital expenditure;
- Commitments to term loans and lines of credits from banks and financial institutions; and
- Interested person transactions.

Clear directions have been imposed on management that the above matters must be approved by the Board.

## Induction and training of Directors

The Board ensures that incoming new Directors are given guidance and orientation (including onsite visits, if necessary) to familiarise the new Directors with the Group's business and corporate governance practices upon their appointment and to facilitate the effective discharge of their duties. Newly appointed Directors will be provided a formal letter setting out their duties and obligations. Directors are encouraged to constantly keep abreast of developments in regulatory, legal and accounting frameworks that are of relevance to the Group through the extension of opportunities for participation in training courses, seminars and workshops as relevant.

---

# CORPORATE GOVERNANCE REPORT

For the financial year ended 31 March 2017

## Briefings, updates and trainings provided for Directors in FY2017

The NC reviews and makes recommendations on the training and professional development programs to the Board.

On a quarterly basis, the Board is briefed on recent changes to the accounting standards and regulatory updates. The Chief Executive Officer (the “CEO”) updates the Board at each meeting on the business and strategic developments of the Group.

As part of the Company’s continuing education for Directors, the Company Secretary circulates to the Board articles, reports and press releases relevant to the Group’s business to keep Directors updated on current industry trends and issues. News releases issued by the SGX-ST and the Accounting and Corporate Regulatory Authority which are relevant to the Directors are also circulated to the Board.

Directors may also attend relevant courses, conferences, seminars, workshops or training programs at the Company’s expenses to enable them to effectively discharge their duties as a Director, if required, from time to time.

## **Principle 2: Board Composition and Guidance**

### Board size and composition

The Board comprises six Directors, three Independent Non-Executive Directors (the “Independent Non-Executive Directors” or the “Independent Directors” or each the “Independent Non-Executive Director” or the “Independent Director”), and three Executive Directors.

Each year, the NC reviews the size and composition of the Board and board committees and the skills and core competencies of its members to ensure an appropriate balance of skills, experience and gender. These competencies include accounting and finance, business acumen, management experience, industry knowledge, strategic planning experience, customer-based knowledge, familiarity with regulatory requirements and knowledge of risk management. The Board considers that its Directors possess the necessary competencies and knowledge to lead and govern the Group effectively.

Taking into account the nature and scope of the Group’s business and the number of board committees, the Board believes that the current size and composition provide sufficient diversity without interfering with efficient decision making. No individual or group dominates the Board’s decision making process. The Directors’ academic and professional qualifications are presented in pages 5 to 7 of the Annual Report.

### Directors’ independence review

Director who has no relationship with the Company, its related corporations, its officers or its 10% shareholders that could interfere, or be reasonably perceived to interfere, with the exercise of the Director’s independent business judgement in the best interests of the Group, is considered to be independent. “10% shareholder” refers to a person who has an interest or interests in one or more voting shares in the Company and the total votes attached to that share, or those shares, is not less than 10% of the total votes attached to all the voting shares in the Company. “Voting shares” exclude treasury shares.

---

# CORPORATE GOVERNANCE REPORT

For the financial year ended 31 March 2017

The NC is tasked to determine on an annual basis and as and when the circumstances require whether or not a Director is independent, bearing in mind the guidelines set forth in the Code and any other salient factor which would render a Director to be deemed not independent. Each of the Independent Directors has provided a declaration of his independence to the NC. The NC has reviewed, determined and confirmed the independence of the Independent Directors.

None of the Independent Directors has served on the Board for a period exceeding nine years from the date of their first appointments.

The Independent Directors make up half of the Board, which meets the requirements set out in the Code. This provides a strong and independent element on the Board. This is fundamental to good corporate governance as it facilitates the exercise of independent and objective judgement on corporate affairs. It also ensures that key issues and strategies are critically reviewed, constructively challenged, fully discussed and thoroughly examined.

## Role of the Non-Executive Directors

The Board and management fully appreciate that an effective and robust Board whose members engage in open and constructive debate and challenge management on its assumptions and proposals, is fundamental to good corporate governance. A Board should also aid in the development of strategic proposals and oversee effective implementation by management to achieve set objectives. For this to happen, the Board and Non-Executive Directors, in particular, must be kept well informed of the Group's business and be knowledgeable about the industry the Group operates in.

To ensure that the Non-Executive Directors are well supported by accurate, complete and timely information, they have unrestricted access to management.

The Group has adopted initiatives to put in place processes to ensure that the Non-Executive Directors have sufficient time and resources to discharge their oversight function effectively. These initiatives include:

- Regular informal meetings are held by management to brief the Non-Executive Directors on prospective deals and potential developments at an early stage before formal Board's approval is sought, when needed.
- The Company has also made available on the Company's premises an office for use by the Non-Executive Directors at any time for them to meet regularly without the presence of management.

## **Principle 3: Chairman and CEO**

The Code advocates that there should be a clear division of responsibilities between the leadership of the Board and the executives responsible for managing the Group's business and no one individual should represent a considerable concentration of power.

Ow Chio Kiat is the Executive Chairman ("Chairman") of the Board and is assisted by Ow Cheo Guan who is the Deputy Executive Chairman ("Deputy Chairman") of the Company. Ow Yew Heng is the CEO of the Company.

The Chairman:

- Is responsible for leadership of the Board and is pivotal in creating the conditions for overall effectiveness of the Board, board committees and individual Director.
- Takes a leading role in the Company's drive to achieve and maintain a high standard of corporate governance with the full support of the Directors, Company Secretary and management.

---

# CORPORATE GOVERNANCE REPORT

For the financial year ended 31 March 2017

- Approves the agendas for Board meetings and ensures sufficient allocation of time for thorough discussions of agenda items.
- Promotes an open environment for debates and ensures the Non-Executive Directors are able to speak freely and contribute effectively.
- Exercises control over the quality, quantity and timeliness of information flow between the Board and management.
- Provides close oversight, guidance, advice and leadership to the CEO and management.
- Plays a pivotal role in fostering constructive dialogue between shareholders, the Board and management at AGMs and other shareholder meetings.

The CEO is responsible for:

- Running the day-to-day business of the Group within the authorities delegated to him by the Board.
- Ensuring implementation of policies and strategy across the Group as set by the Board.
- Day-to-day management of the management team.
- Leading the development of management within the Group with the aim of assisting the training and development of suitable individuals for future roles.
- Ensuring that the Chairman is kept apprised in a timely manner of issues faced by the Group and of any important events and developments.
- Leading the development of the Group's future strategy including identifying and assessing risks and opportunities for the growth of its business and reviewing the performance of its existing business.

The Chairman and the Deputy Chairman are brothers and the CEO is the son of the Chairman and the nephew of the Deputy Chairman. The Board is of the view that there is a sufficiently strong independent element on the Board to enable independent exercise of objective judgement on affairs and operations of the Group by members of the Board, taking into account factors such as the number of Independent Directors on the Board as well as the contributions made by each member at meetings which relate to the affairs and operations of the Group.

The Board has also appointed Tan Guong Ching as the Lead Independent Director to co-ordinate and lead the Independent Directors to provide a non-executive perspective and contribute to a balance of viewpoints on the Board. He is the principal liaison on board issues between the Independent Directors and the Chairman. He is available to shareholders with concerns, when contact through the normal channels via the Chairman and CEO, and/or Chief Financial Officer (the "CFO") has failed to provide satisfactory resolution, or when such contact is inappropriate.

All the board committees are chaired by Independent Directors and half of the Board consists of Independent Directors.

---

# CORPORATE GOVERNANCE REPORT

For the financial year ended 31 March 2017

## Principle 4: Board Membership

### NC composition

The NC consists of two Independent Non-Executive Directors and one Executive Director, the majority of whom, including the NC Chairman, are independent:

Ng Jui Ping	Chairman
Ow Chio Kiat	Member
Tan Guong Ching	Member

The NC, guided by written terms of reference, is responsible for making recommendations to the Board on all board appointments and re-appointments. The key terms of reference of the NC include the following:

- Review and recommend to the Board on the appointment of Directors (including alternate Directors, if applicable) and board committee members.
- Review regularly the Board structure, size and composition of the Board in compliance with the principles and guidelines set out in the Code and to make recommendation to the Board with regard to any adjustments that are deemed necessary.
- Determine the process for the search, selection, appointment and re-appointment of the Directors.
- Review the Board's succession plans for Directors.
- Develop a process for evaluating the performance of the Board, its board committees and Directors and implementing such process for assessing the effectiveness of the Board as a whole and the contribution of the Chairman and each individual Director.
- Evaluate whether or not a Director is able to and has been adequately carrying out his duties and responsibilities as a Director of the Company when he has multiple board representations.
- Review the training and professional development programs for the Board.

### Directors' independence review

The task of assessing the independence of the Directors is delegated to the NC. The NC reviews the independence of each Independent Director annually, and as and when circumstances require.

Annually, each Independent Director is required to complete a Director's Independence Confirmation (the "Confirmation") to confirm his independence. The Confirmation is drawn up based on the guidelines provided in the Code. Thereafter, the NC reviews the Confirmation completed by each Independent Director, assess the independence of the Independent Directors and recommends its assessment to the Board. There are no Directors who are deemed independent by the Board, notwithstanding the existence of a relationship as stated in the Code that would otherwise deem him not to be independent.

The Board, after taking into account the views of the NC, determined that Tan Guong Ching, Ng Jui Ping and Stanley Lai Tze Chang are independent.

---

# CORPORATE GOVERNANCE REPORT

For the financial year ended 31 March 2017

## Appointment of Alternate Director

The Company does not have any Alternate Directors currently. If an Alternate Director is appointed, such Alternate Director should be familiar with the Group's affairs, and be appropriately qualified. For appointment of Alternate Director to an Independent Director, the NC and Directors will review and confirm the independence of that person before approving his appointment as an Alternate Director.

## Directors' time commitments and multiple directorships

The NC determines annually whether a Director with multiple board representations and/or other principal commitments is able to and has been adequately carrying out his duties as a Director of the Company. The NC takes into account, amongst others (i) the contributions by the Directors during meetings of the Board and board committees; (ii) the results of the Board evaluation of its performance; and (iii) the directorships and/or principal commitments of the individual Directors.

The NC has reviewed and is of the view that a cap on the number of listed company board representation on each of the Director is not required as despite the current directorships and principal commitments of the individual Directors, their time commitment, deliberations and decisions are not hindered by such directorships and commitments. In addition, the NC has also reviewed and is satisfied that notwithstanding their multiple listed company board representations, such Directors have been able to devote sufficient time and attention to the affairs of the Group to adequately discharge their duties as Directors of the Company.

## Succession planning for the Board and management

Succession planning is an important part of the corporate governance process. The NC seeks to refresh the Board membership progressively and in an orderly manner, to avoid losing institutional memory.

Currently, there is an informal succession plan for management put in place by the Chairman. Going forward and at the relevant time, the NC will look into such plan in close consultation with the Chairman.

## Process for selection and appointment of new Directors

There was no additional Director appointed during the financial year. The NC has put in place formal and written procedures for making recommendations to the Board on the selection and appointment of Directors. Such procedures would be activated when a vacancy on the Board arises or when the Board is considering making a new Board appointment either to enhance the core competency of the Board or for purpose of progressive renewal of the Board. Notwithstanding that the Chairman of the Board is an Executive Director, the Company maintains a very strong and independent element on the Board with Independent Directors making up half of the Board.

In identifying suitable candidates, the NC may:

1. Advertise or use services of external advisers to facilitate a search.
2. Approach alternative sources such as the Singapore Institute of Directors.
3. Consider candidates from a wide range of backgrounds from internal or external sources.



---

# CORPORATE GOVERNANCE REPORT

For the financial year ended 31 March 2017

4. After short listing the candidates, the NC shall:
  - (a) consider and interview the candidates to assess their suitability taking into consideration the existing composition of the Board and strives to ensure that the Board has an appropriate balance of Independent Directors as well as qualification and experience of each candidate, his/her ability to increase the effectiveness of the Board and to add value to the Group's business in line with its strategic objectives and to ensure that the candidates are aware of the expectations and level of commitment required of them; and
  - (b) evaluate and agree to a preferred candidate for recommendation to and appointment by the Board.

## Process for re-appointment of Directors

The NC is responsible for re-appointment of Directors. In its deliberations on the re-appointment of existing Directors, the NC takes into consideration the Director's contribution and performance such as his attendance, preparedness, participation and candour.

Article 91 of the Company's Constitution provides that at least one-third of the Directors (or, if their number is not a multiple of three, the number nearest to but not lesser than one-third) shall retire from office by rotation and be subject to re-election at every AGM of the Company. All Directors are required to retire from office at least once every three years. In addition, any newly appointed Director by the Board during the year (whether as an additional Director or to fill a casual vacancy) shall hold office only until the next AGM and shall then be eligible for re-election, but shall not be taken into account in determining the number of Directors who are to retire by rotation at the AGM.

Pursuant to the one-third rotation rule, Ow Cheo Guan and Tan Guong Ching will retire by rotation at the forthcoming AGM.

Ow Cheo Guan, being eligible, will submit himself for re-election at the forthcoming AGM. The NC is satisfied that Ow Cheo Guan is properly qualified for re-election by virtue of his skills, experience and contribution of guidance and time to the Board's deliberations. The Board recommends to the shareholders to approve the re-election of Ow Cheo Guan. The details of the proposed resolution are stipulated in the Notice of AGM set out in this annual report.

Tan Guong Ching who has served on the Board close to nine years from the date of his appointment will not submit himself for re-election at the forthcoming AGM.

Each NC member shall abstain from voting on any resolutions and making any recommendation and/or participating in any deliberations in respect of matters in which he has an interest in.

## **Principle 5: Board Performance**

The Board has implemented a process carried out by the NC for assessing the effectiveness of the Board as a whole and the contribution by each individual Director to the effectiveness of the Board on an annual basis.

---

# CORPORATE GOVERNANCE REPORT

For the financial year ended 31 March 2017

## Evaluation process

The Company Secretary sends out the Board Performance Evaluation Questionnaire (the "Questionnaire") and the Individual Director Assessment Checklist (the "Checklist") to each Director for completion. The Questionnaire is customised to seek the views of the Directors on the various aspects of the Board performance so as to assess the overall effectiveness of the Board. The Board performance criteria includes board size and composition, board information, board process, board risk management and internal controls, board accountability, standards of conduct, and board committees' performance in relation to discharging their responsibilities. The Checklist is a self-assessment evaluation to assess the contribution by each individual Director to the effectiveness of the Board. The individual Director's performance criteria includes independence and integrity, preparedness, participation and commitment, and responsibility and accountability.

The completed Questionnaires and Checklists are submitted to the Company Secretary for collation and the consolidated responses are presented to the NC for review before submitting to the Board for discussion and determining areas for improving and enhancing the effectiveness of the Board. For the financial year under review, the Board has performed the evaluation and is of the view that the Board as a whole operates effectively and the contribution by each individual Director is satisfactory.

The Board has not engaged any external consultant to conduct an assessment of the effectiveness of the Board and the contribution by each individual Director to the effectiveness of the Board. Where relevant, the NC will consider such an engagement.

## **Principle 6: Access to Information**

### Complete, adequate and timely information

Management recognises the importance of ensuring the flow of complete, adequate and timely information to the Directors on an ongoing basis to enable them to make informed decisions to discharge their duties and responsibilities. To allow the Directors sufficient time to prepare for the meetings, all Board and board committee papers are distributed to the Directors a week in advance of the meetings. Any additional material or information requested by the Directors is promptly furnished.

Management's proposals to the Board for approval provide background and explanatory information such as facts, resources needed, risk analysis and mitigation strategies, financial impact, regulatory implications, expected outcomes, conclusions and recommendations. Employees who can provide additional insight into matters to be discussed will be present at the relevant time during the Board and board committee meetings. In order to keep the Directors abreast of the Group's operations, the Directors are also updated on initiatives and developments on the Group's business as soon as practicable and/or possible and on an on-going basis.

To facilitate direct access to management, the Directors are also provided with the names and contact details of the management team.

### Company Secretary

The Directors have separate and independent access to the Company Secretary. The Company Secretary is responsible for, among other things, ensuring that the Board's procedures are observed and the Company's Constitution, relevant rules and regulations, including requirements of the Securities and Futures Act, Companies Act (Chapter 50) and SGX-ST Listing Manual (the "Listing Manual"), are complied with. She also assists the Chairman and the Board in implementing and strengthening corporate governance practices and processes, with a view to enhancing long-term shareholder value.

---

# CORPORATE GOVERNANCE REPORT

For the financial year ended 31 March 2017

The Company Secretary assists the Chairman in ensuring good information flows within the Board and its board committees and between management and the Non-Executive Directors.

As primary compliance officer for the Group's compliance with the listing rules, the Company Secretary is responsible for designing and implementing a framework for management's compliance with the listing rules, including advising management to ensure that material information is disclosed promptly.

The Company Secretary attends and prepares minutes for all Board meetings. As secretary for all board committees, the Company Secretary assists in ensuring coordination and liaison between the Board, the board committees and management. The Company Secretary assists the Chairman of the Board, the Chairman of board committees and management in the development of the agendas for the various Board and board committee meetings.

The appointment and the removal of the Company Secretary are subject to the Board's approval.

## Independent professional advice

The Board has a process for Directors, either individually or as a group, in the furtherance of their duties, to take independent professional advice, if necessary, at the Group's expense.

## REMUNERATION MATTERS

### Principle 7: Procedures for Developing Remuneration Policies

#### RC composition

The RC consists of three members, all of whom are Independent Non-Executive Directors:

Stanley Lai Tze Chang	Chairman
Tan Guong Ching	Member
Ng Jui Ping	Member

The RC is responsible for ensuring a formal and transparent procedure for developing policies on executive remuneration, and for fixing the remuneration packages of individual Directors and key management personnel.

The members of the RC carried out their duties in accordance with the terms of reference approved by the RC and the Board. The principal functions of the RC include:

- Review and recommend to the Board for endorsement, a framework of remuneration for the Board and key management personnel. The framework covers all aspect of remuneration, including but not limited to Director's fees, salaries, allowances, bonuses, options, share-based incentives and awards and benefits in kind.
- Review and recommend to the Board the specific remuneration packages and terms of employment for each Director, key management personnel and employees related to Directors, CEO or substantial shareholders of the Company.
- Review the level and structure of remuneration to align with the long-term interest of the Company in order to attract, retain and motivate the Directors and key management personnel.

---

# CORPORATE GOVERNANCE REPORT

For the financial year ended 31 March 2017

- Review the Group's obligations arising in the event of termination of the Executive Director's and key management personnel's contracts of service to ensure that such contracts of service contain fair and reasonable termination clauses which are not overly generous.
- Administer the Singapore Shipping Corporation Limited Share Option Plan 2015 ("SSC SOP") and Singapore Shipping Corporation Limited Performance Share Plan 2015 ("SSC PSP") and any other option scheme or share plan established from time to time by the Company.

The RC from time to time and where necessary seeks advice from external remuneration consultant in framing the remuneration policy and determining the level and mix of remuneration for Directors and key management personnel. Aon Hewitt, an external consultant, was appointed to undertake an executive compensation review in FY2017. Aon Hewitt does not have any connection with the Group or any of its directors which could affect their independence and objectivity.

None of the members of the RC or any Director is involved in deliberations in respect of any remuneration, compensation or any form of benefits to be granted to him or someone related to him.

## **Principle 8: Level and Mix of Remuneration**

## **Principle 9: Disclosure on Remuneration**

In reviewing the level and mix of remuneration, the RC seeks to establish a framework for attracting, retaining and motivating employees. The Group subscribes to linking executive remuneration to corporate and individual performance, based on an annual appraisal of employees. The level and structure of remuneration of the Directors and key management personnel are aligned with the long-term interest and risk policies of the Company.

### Remuneration of the Executive Directors and key management personnel

The remuneration structure for the Executive Directors and key management personnel consists of the following components:

1. Fixed remuneration which comprises basis salary, statutory employer's contributions to the Central Provident Fund and fixed allowances. In setting remuneration packages, the Group takes into account employment and pay conditions within the same industry and in comparable companies, as well as the Group's relative performance and the performance of the individual Directors and key management personnel.
2. Variable bonus which is an annual remuneration component that varies according to the Group's and the individual's performance objectives. The performance objective of the Group is profit before tax as the RC believes that this best reflects the financial health and performance of the Group's business and is also a key performance measure used by other companies in similar industry.
3. Other benefits which include car and housing allowances, medical benefits, club memberships etc. Eligibility for these benefits will depend on the individual salary grade.
4. Share-based compensation under the SSC SOP and the SSC PSP, both of which were approved by the shareholders at the AGM held on 30 July 2015.

The Executive Directors also receive Directors' fees which are subject to the approval of the shareholders at the AGM.

# CORPORATE GOVERNANCE REPORT

For the financial year ended 31 March 2017

## Use of contractual provisions for the Executive Directors and key management personnel

Having reviewed and considered the variable components of the remuneration packages for the Executive Directors and key management personnel, the RC is of the view that there is no need to institute contractual provisions to allow the Company to reclaim incentive components in exceptional circumstances of misstatement of financial results, or misconduct resulting in financial loss or fraud by the Executive Directors and key management personnel.

## Remuneration of the Non-Executive Directors

The RC ensures that the remuneration of the Non-Executive Directors is appropriate to their level of contribution taking into account factors such as efforts and time spent, and their responsibilities. The RC also ensures that the Non-Executive Directors should not be over-compensated to the extent that their independence may be compromised.

The Non-Executive Directors receive a basic retainer fee and additional fees for serving on board committees. The Chairman of each board committee is also paid a higher fee compared with the members of the respective board committees in view of the greater responsibility carried by that office. The Directors' fees are subject to the approval of the shareholders at the AGM.

## Remuneration of the Directors

Although Guideline 9.2 of the Code recommends companies to fully disclose the name and remuneration of each director and the CEO, the Board is of the opinion that it is not in the best interest of the Company to disclose the exact details of their remuneration due to the competitiveness of the industry for key talent. As such, the Board has deviated from complying with the above recommendation and has provided below a breakdown showing the level and mix of remuneration of each Director in bands of S\$250,000 for FY2017:

<b>Remuneration Bands and Name of Director</b>	<b>Salary</b>	<b>Bonus</b>	<b>Fees <sup>(1)</sup></b>	<b>Other Benefits <sup>(2)</sup></b>	<b>Total</b>
	<b>%</b>	<b>%</b>	<b>%</b>	<b>%</b>	<b>%</b>
<b>S\$1,500,000 to below S\$1,750,000</b>					
Ow Chio Kiat <sup>(3)</sup>	60	28	3	9	100
<b>S\$500,000 to below S\$750,000</b>					
Ow Cheo Guan <sup>(4)</sup>	73	21	3	3	100
Ow Yew Heng <sup>(5)</sup>	47	43	3	7	100
<b>Below S\$250,000</b>					
Tan Guong Ching	–	–	100	–	100
Ng Jui Ping	–	–	100	–	100
Stanley Lai Tze Chang	–	–	100	–	100

<sup>(1)</sup> Directors' fees are subject to shareholders' approval at the AGM.

<sup>(2)</sup> Other benefits refer to benefits-in-kind such as car allowance, club memberships, etc made available to Directors as appropriate.

<sup>(3)</sup> Ow Chio Kiat is the brother of the Deputy Chairman, Ow Cheo Guan, and the father of the CEO, Ow Yew Heng.

<sup>(4)</sup> Ow Cheo Guan is the brother of the Chairman, Ow Chio Kiat, and the uncle of the CEO, Ow Yew Heng.

<sup>(5)</sup> Ow Yew Heng is the son of the Chairman, Ow Chio Kiat, and the nephew of the Deputy Chairman, Ow Cheo Guan.

# CORPORATE GOVERNANCE REPORT

For the financial year ended 31 March 2017

## Remuneration of the top five key management personnel

Guideline 9.3 of the Code recommends companies to disclose the name and remuneration of at least the top five key management personnel (who are not Directors or the CEO) in bands of S\$250,000. As best practice, companies are encouraged to fully disclose the remuneration of the said top five key management personnel. In addition, companies should also disclose the aggregate of the total remuneration paid or payable to the top five key management personnel (who are not Directors or the CEO).

The Board is of the opinion that it is not in the best interest of the Company to disclose the exact details of their remuneration due to the competitiveness of the industry for key talent. As such, the Board has deviated from complying with the above recommendation. The Board only partially complies with the above recommendation by providing below a breakdown showing the level and mix of remuneration of each of the top five key management personnel (who are not Directors or the CEO) in bands of S\$250,000 for FY2017:

<b>Remuneration Bands and Name of Executive</b>	<b>Salary</b>	<b>Bonus</b>	<b>Award under SSC PSP</b>	<b>Other Benefits <sup>(1)</sup></b>	<b>Total</b>
	<b>%</b>	<b>%</b>	<b>%</b>	<b>%</b>	<b>%</b>
<b>S\$250,000 to below S\$500,000</b>					
Pansy Lim Bee Lan	57	27	10	6	100
Leong Weng Choy	71	23	3	3	100
<b>Below S\$250,000</b>					
Jeya Balan S/O N. Kanagasabai	69	22	3	6	100
Lim Tun Ching	74	16	3	7	100
Tan Chue Chin	73	22	4	1	100

Aggregate of the total remuneration paid or payable to the top five key management personnel (who are not Directors or the CEO) S\$1,422,000

<sup>(1)</sup> Other benefits refer to benefits-in-kind such as car allowance, club memberships and etc made available to key management personnel as appropriate.

## Remuneration of employees who are immediate family members of a Director or the CEO

Kiersten Ow Yiling, the daughter of the Chairman, Ow Chio Kiat, the sister of the CEO, Ow Yew Heng, and the niece of the Deputy Chairman, Ow Cheo Guan, draws a remuneration between S\$50,000 to S\$100,000.

Saved as disclosed above, there is no other employee who is an immediate family member of a Director or the CEO and whose remuneration exceeded S\$50,000 in FY2017.

## Aggregate amount of termination, retirement and post-employment benefits granted to the Directors, the CEO and the top five key management personnel (who are not Directors or the CEO)

There are no termination, retirement and post-employment benefits granted or paid to the Directors, the CEO and the top five key management personnel (who are not Directors or the CEO) in FY2017.



---

# CORPORATE GOVERNANCE REPORT

For the financial year ended 31 March 2017

## ACCOUNTABILITY AND AUDIT

### Principle 10: Accountability

The Group recognises the importance of providing the Board with accurate and relevant information on a timely basis. Hence, management provides appropriately detailed management accounts of the Group's performance on a quarterly basis to the Board to enable the Board to make a balanced and informed assessment of the Group's performance, financial position and prospects. As and when circumstances arise, the Board can request management to provide any necessary explanation and/or information on the management accounts of the Group.

The Board reviews and approves the financial results as well as any announcements before its release. The Board provides shareholders with quarterly and annual financial statements. Results for the first three quarters are released to shareholders within 45 days from the end of the quarter. Annual results are released within 60 days from the financial year-end. In presenting the quarterly and annual financial statements to shareholders, the Board strives to provide its shareholders with a balanced and understandable assessment of the Group's performance, financial position and prospects. The Board also ensures timely and full disclosure of material corporate developments to shareholders.

The Board takes steps to ensure compliance with legislative and regulatory requirements, including requirements under the Listing Manual, where appropriate. The Independent Directors in consultation with management will request for management's consideration for the establishment of written policies for any particular matter that is deemed to be essential to form part of management control.

For the financial year under review, the CEO and the CFO have provided assurance to the Board on the integrity of the financial statements of the Company and the Group.

### Principle 11: Risk Management and Internal Controls

The Board, with the assistance from the ARMC, is responsible for the governance of risk by ensuring that management maintains a sound system of risk management and internal controls to safeguard shareholders' interests and the Group's assets and determines the nature and extent of the significant risks which the Board is willing to take in achieving its strategic objectives.

The ARMC is responsible for making the necessary recommendations to the Board such that an opinion regarding the adequacy and effectiveness of the risk management and internal control systems of the Group can be made by the Board in the Annual Report of the Company according to the requirements in the Listing Manual and the Code.

The Company has engaged an independent accounting firm, Nexia TS Risk Advisory Pte. Ltd. ("Nexia"), as its internal auditors who have presented their Enterprise Risk Management ("ERM") proposal to the ARMC and the Board to assist the ARMC and the Board in their review of the Group's risk management and internal control systems focusing on financial, operational, compliance and information technology controls.

Management regularly reviews the Group's business and operational activities in respect of the key risk control areas including financial, operational, compliance and information technology controls and continues to apply appropriate measures to control and mitigate these risks. All significant matters are highlighted to the ARMC and the Board for further discussion. The ARMC and the Board also work with the internal auditors, external auditors and management on their recommendations to institute and execute relevant controls with a view to managing such risks.

---

# CORPORATE GOVERNANCE REPORT

For the financial year ended 31 March 2017

With assistance from the internal auditors, key risk areas which have been identified are analysed, monitored and reported. In this connection, the Group has conducted the enterprise risk assessment and has established the risk reporting dashboard with a view to develop a detailed risk register and to develop a structured ERM to ensure that the Group's risk management and internal control systems are adequate and effective.

## Assurance from the CEO and the CFO

The Board has received written assurance from the CEO and the CFO that:

- a) the financial records of the Group have been properly maintained and the financial statements for the financial year ended 31 March 2017 give a true and fair view of the Group's operations and finances; and
- b) the system of risk management and internal controls in place within the Group is adequate and effective in addressing the material risks in the Group in its current business environment including material financial, operational, compliance and information technology risks.

The CEO and the CFO have obtained similar assurance from the business and corporate executive heads in the Group.

## Opinion on the adequacy and effectiveness of the risk management and internal control systems

The ARMC sought the views of the external auditors in making assessment of the internal controls over financial reporting matters. In addition, based on the internal controls established and maintained by the Group, the work performed by the internal auditors and external auditors as well as the assurance received from the CEO and the CFO, the Board with the concurrence of the ARMC, is of the opinion that the Group's risk management and internal control systems, addressing financial, operational, compliance and information technology risks were adequate and effective as at 31 March 2017.

The Board notes that the system of risk management and internal controls established by the Group provides reasonable, but not absolute, assurance that the Group will not be adversely affected by any event that can be reasonably foreseen. Furthermore, the Board also acknowledges that no system of risk management and internal controls can provide absolute assurance in this regard, or absolute assurance against the occurrence of material errors, poor judgement in decision making, human errors, losses, fraud or other irregularities.

## **Principle 12: Audit and Risk Management Committee**

### ARMC composition

The ARMC consists of three members, all of whom are Independent Non-Executive Directors:

Tan Guong Ching	Chairman
Ng Jui Ping	Member
Stanley Lai Tze Chang	Member

The main responsibilities of the ARMC are to assist the Board in discharging its statutory and other responsibilities relating to four main areas:

- Overseeing financial reporting;
- Overseeing internal control and risk management systems;

---

# CORPORATE GOVERNANCE REPORT

For the financial year ended 31 March 2017

- Overseeing internal and external audit processes; and
- Overseeing interested person transactions.

The principal functions of the ARMC include:

- a) Review the significant financial reporting issues and judgments so as to ensure the integrity of the financial statements of the Group and any announcements relating to the Group's financial performance before submission to the Board.
- b) Review and report to the Board at least annually the adequacy and effectiveness of the Company's internal controls, including financial, operational, compliance and information technology controls.
- c) Review the adequacy and effectiveness of the Group's internal audit function at least annually, including the adequacy of internal audit resources and its appropriate standing within the Group, as well as the scope and the results of the internal audit procedures.
- d) Review the scope and results of the external audit, independence and objectivity of the external auditors.
- e) Recommend to the Board on the proposals to the shareholders relating to the appointment, re-appointment and removal of the external auditors, and approve the remuneration and terms of engagement of the external auditors.
- f) Review and approve processes to regulate interested person transactions to ensure compliance with the requirements of the Listing Manual.

The ARMC has explicit authority to investigate any matter within its terms of reference and is authorised to obtain independent professional advice. It has full access to and co-operation of management and reasonable resources to enable it to discharge its duties properly. It also has full discretion to invite any Director, executive officer or external consultants whom it believes can provide information it needs for the purpose of the meeting to attend its meetings.

## Summary of the ARMC's activities

The ARMC met six times during the financial year under review. Details of members and their attendance at meetings are provided in page 19. The CFO, Company Secretary, internal auditors and external auditors are invited to these meetings. Other members of management are also invited to attend as appropriate to present reports.

During FY2017, the AMRC had one meeting with internal auditors and external auditors separately, without the presence of management. These meetings enable the internal auditors and external auditors to raise issues encountered in the course of their work directly to the ARMC.

The principal activities of the ARMC during FY2017 are summarised below:

### Financial reporting

The ARMC met on a quarterly basis and reviewed the quarterly and full year financial results announcements, material announcements and all related disclosures to the shareholders before submission to the Board for approval. In the process, the ARMC reviewed the audit plan and audit committee report presented by the external auditors.

---

# CORPORATE GOVERNANCE REPORT

For the financial year ended 31 March 2017

The ARMC reviewed the annual financial statements and also discussed with management, the CFO and the external auditors the significant accounting policies, judgements and estimates applied by management in preparing the annual financial statements. The ARMC focused particularly on:

- Significant adjustments resulting from the audit;
- The appropriateness of the going concern assumption in the preparation of the financial statements; and
- Significant deficiencies in internal controls over financial reporting matters that came to the external auditor's attention during their audit together with their recommendations.

Following the review and discussions, the ARMC then recommend to the Board for approval of the audited annual financial statements.

## *External audit processes*

The ARMC manages the relationship with the Group's external auditors on behalf of the Board. The ARMC is of the view that the external auditors demonstrated appropriate qualifications and expertise. It is also satisfied with the adequacy of the scope and quality of the external audits being conducted by Ernst & Young LLP. Therefore, the ARMC recommended to the Board the re-appointment of Ernst & Young LLP as the external auditors. The Board accepted this recommendation and has proposed a resolution to shareholders for the re-appointment of Ernst & Young LLP at the forthcoming AGM.

Pursuant to the requirement in the Listing Manual, an audit partner must only be in charge of a maximum of five consecutive annual audits and may then return after two years. The current Ernst & Young LLP's audit engagement partner for the Company was appointed on 28 July 2016. In appointing Ernst & Young LLP, an auditing firm registered with the Accounting and Corporate Regulatory Authority, as auditors for the Company and its subsidiaries, the Group has complied with Rules 712 and 715 of the Listing Manual.

## *Auditors' independence*

In order to maintain the independence of the external auditors, the Group has specific policy which governs the conduct of non-audit work performed by the external auditors. This policy prohibits the external auditors from:

- Performing services which would result in the auditing of their own work;
- Participating in activities normally undertaken by management;
- Acting as advocate for the Group; or
- Creating a mutuality of interest between the external auditors and the Group, for example being remunerated through a success fee structure.

The ARMC undertook a review of the independence and objectivity of the external auditors through discussions with the external auditors as well as reviewing the non-audit fees awarded to them. There were no non-audit services provided by Ernst & Young LLP in FY2017. The aggregate amount of audit fees paid or payable to the external auditors for FY2017 is S\$85,000.

Having undertaken a review of the services provided during the financial year, the ARMC is satisfied that the objectivity and independence of the external auditors are not in any way impaired.

---

# CORPORATE GOVERNANCE REPORT

For the financial year ended 31 March 2017

## *Internal audit*

During the financial year, the ARMC has reviewed and assessed the adequacy of the Group's system of internal controls and regulatory compliance through discussion with management, internal auditors and external auditors.

The ARMC considered and reviewed with management and internal auditors on the following:

- Annual internal audit plans to ensure that the plans covered sufficiently a review of the internal controls of the Group; and
- Significant internal audit observations and management's response thereto.

The ARMC has reviewed the adequacy and effectiveness of the internal audit function.

## *Interested person transactions*

The ARMC reviewed the Group's interested person transactions to ensure that the transactions were carried out on normal commercial terms and were not prejudicial to the interests of the Company or its non-controlling shareholders. On a quarterly basis, management reports to the ARMC the interested person transactions.

The ARMC is satisfied that the internal controls over the identification, evaluation, review, approval and reporting of interested person transactions were effective.

## *Whistle blowing*

The Company has adopted a Whistle-Blowing Policy (the "Policy") to provide an independent channel through which matters of concern regarding improprieties in matters of financial reporting or other matters may be raised by employees and external parties in confidence. Upon the receipt of any feedback, independent investigations are carried out by a panel which comprises of one or more of the CEO, the CFO, the General Counsel and the Human Resource Director, who reports to the ARMC. The salient terms of the Policy and the contact details under the Policy can be found on the Company's website. The Policy does not disregard anonymous complaints and all complaints are investigated in accordance with the terms of the Policy.

## **Principle 13: Internal Audit**

The ARMC approves the appointment, removal, evaluation and compensation of internal auditors. The internal audit function of the Group is outsourced to Nexia. The internal auditors' primary line of reporting is the ARMC Chairman. Administratively, the internal auditors report to the CEO. The selection of Nexia as the internal auditors, its fee proposal and the internal audit proposal was reviewed and approved by the ARMC. The internal auditors carry out their function in accordance to the standards set by the International Standards for the Professional Practice of Internal Auditing set by the Institute of Internal Auditors.

The primary purpose of the internal audit function is to assist the Board and management to meet the strategic and operational objectives of the Group, by providing an independent and objective evaluation of the adequacy and effectiveness of risk management, controls and governance processes. The internal audit approach focuses on key financial, operational, compliance and information technology risks. The annual internal audit plan is established in consultation with, but independent of, management. The internal audit plan is reviewed and approved by the ARMC. All internal audit findings, recommendations and status of remediation, are circulated to the ARMC, the CEO, the external auditors and relevant management.

---

# CORPORATE GOVERNANCE REPORT

For the financial year ended 31 March 2017

The ARMC ensures that management provides good support to the internal auditors and provides them with access to documents, records, properties and personnel when requested in order for the internal auditors to carry out their function accordingly. The ARMC meets with the internal auditors once a year, without the presence of management.

## **SHAREHOLDER RIGHTS AND RESPONSIBILITIES**

### **Principle 14: Shareholder Rights**

The Group recognises the importance of maintaining transparency and accountability to its shareholders. The Board ensures that all the Company's shareholders are treated equitably and the rights of all investors, including non-controlling shareholders are protected.

The Group is committed to providing shareholders with adequate, timely and sufficient information pertaining to changes in the Group's business which could have a material impact on the Company's share price.

The Group strongly encourages shareholders' participation during the AGM which will be held in a central location in Singapore. Shareholders will be well informed of the meetings and voting procedures and they are able to proactively engage the Board and management on the Group's business activities, financial performance and other business related matters.

### **Principle 15: Communication with Shareholders**

#### Disclosure of information on a timely basis

The Group is committed to maintaining high standards of corporate disclosure and transparency. The Group values dialogue sessions with its shareholders. The Group believes in regular, effective and fair communication with shareholders and is committed to hearing shareholders' views and addressing their concerns.

Material information is disclosed in a comprehensive, accurate and timely manner via SGXNET, press release and corporate website. To ensure a level playing field and provide confidence to shareholders, unpublished price sensitive information is not selectively disclosed. In the event that unpublished material information is inadvertently disclosed to any selected group in the course of the Group's interactions with the investing community, a media release or announcement will be released to the public via SGXNET.

The Group's corporate website is the key resource of information for shareholders. In addition to the quarterly financial results materials, it contains a wealth of investor related information on the Group, including annual reports, shares and dividend information and factsheets.

#### Interaction with shareholders

The Company has an internal investor relations function which focuses on facilitating communications with shareholders and analysts on a regular basis, attending to their queries or concerns and keeping them apprised of the Group's corporate developments and finance performance.



---

# CORPORATE GOVERNANCE REPORT

For the financial year ended 31 March 2017

## Dividend policy

The Company does not have a fixed dividend policy. In considering the form, frequency and amount of dividends that the Board may recommend or declare in respect of any particular year or period, the Board takes into account various factors outlined below as well as other factors deemed necessary by the Board:

- The level of available cash for the Group's working capital;
- The return on equity and retained earnings; and
- The Group's projected levels of capital expenditure and other investment plans.

## **Principle 16: Conduct of Shareholder Meetings**

The Group supports and encourages active shareholders' participation at general meetings. The Board believes that general meetings serve as an opportune forum for shareholders to meet the Board and key management personnel, and to interact with them. Information on general meetings is disseminated through notices in the annual reports or circulars sent to all shareholders. The notices are also released via SGXNET and published in local newspapers, as well as posted on the Company's website.

The Company's Constitution allows all shareholders to appoint proxies to attend general meetings and vote on their behalf. As the authentication of shareholder identity information and other related security issues still remain a concern, the Group has decided, for the time being, not to implement voting in absentia by mail, email or fax.

Separate resolutions on each distinct issue are tabled at general meetings and explanatory notes are set out in the notices of general meetings where appropriate. All Directors including the Chairman of the Board and the respective Chairman of the ARMC, NC and RC, management, and the external auditors are intended to be in attendance at general meetings to address any queries of the shareholders.

The Company intends to record the minutes of general meetings that include relevant and substantial comments or queries from shareholders relating to the agenda of the meetings and responses from the Board and management. Such minutes, subsequently approved by the Board, will be available to shareholders upon their request.

The Company will continue to put all resolutions to vote by poll in the presence of independent scrutineers. Explanation on polling procedures will be provided to shareholders before the poll voting is conducted. The total numbers and percentage of valid votes cast for or against each resolution will be announced at the general meetings and also released via SGXNET after the general meetings.

## **DEALING IN THE COMPANY'S SECURITIES**

The Group has adopted an internal compliance code to provide guidance to its Directors and all employees of the Group with regard to dealings in the Company's securities. The code prohibits dealing in the Company's securities by the Directors and employees of the Group while in possession of unpublished price sensitive information. Directors and employees are not allowed to deal in the Company's securities on short-term considerations and during the two weeks before the release of the Company's first three quarters' financial results and during the one month before the release of the full year financial results. The Directors and employees are also required to adhere to the provisions of the Securities and Futures Act, Companies Act (Chapter 50), the Listing Manual and any other relevant regulations with regard to their securities transactions. They are also expected to observe insider trading laws at all times even when dealing in securities within the permitted trading period.

---

# CORPORATE GOVERNANCE REPORT

For the financial year ended 31 March 2017

## MATERIAL CONTRACTS

There were no material contracts entered into by the Company or its subsidiaries involving the interests of the CEO, Directors or controlling shareholders which are either subsisting at the end of the financial year or if not then subsisting, entered into since the end of the previous financial year.

## INTERESTED PERSON TRANSACTIONS (“IPTS”)

The Company has established procedures to ensure that IPTs are undertaken on an arm’s length basis, on normal commercial terms consistent with the Group’s usual business practices and policies and on terms which are generally no more favourable to those extended to unrelated third parties.

The Company maintains a register of all IPTs and details of significant IPTs in FY2017 are set out below:

---

<b>Name of Interested Person</b>	<b>Aggregate value of all IPTs (excluding transactions less than S\$100,000 and transactions conducted under shareholders’ mandate pursuant to Rule 920)</b>	<b>Aggregate value of all IPTs conducted under shareholders’ mandate pursuant to Rule 920 (excluding transactions less than S\$100,000)</b>
Paid to related parties:		
- Rental expense	US\$615,000	–
- Services received	US\$453,000	–

The above IPTs are undertaken on an arm’s length basis, on normal commercial terms consistent with the Group’s usual business practices and policies and on terms which are generally no more favourable to those extended to unrelated third parties.

# CORPORATE GOVERNANCE REPORT

For the financial year ended 31 March 2017

## KEY MANAGEMENT EXECUTIVES

Name and Designation	Academic/Professional Qualifications	No. of Years with the Group	Prior Working Experience
<b>Jeya Balan S/O N. Kanagasabai</b> <i>General Manager, Agency &amp; Terminal Operations</i>	<ul style="list-style-type: none"> <li>Master Class 1, Australia Maritime College, Australia</li> </ul>	28	Chief Officer of Oriental Ship Management Pte Ltd
<b>Lee Li Huang</b> <i>Chief Financial Officer</i>	<ul style="list-style-type: none"> <li>Bachelor of Accountancy (Hons), Nanyang Technological University, Singapore</li> <li>Chartered Accountant, Institute of Singapore Chartered Accountants</li> </ul>	1	Chief Financial Officer of GDS Global Limited
<b>Leong Weng Choy</b> <i>General Manager, Ship Management</i>	<ul style="list-style-type: none"> <li>Diploma in Marine Engineering, Singapore Polytechnic, Singapore</li> <li>Certificate of Competency as First Class Engineer (Motorship), Maritime Port Authority, Singapore</li> </ul>	33	Chief Engineer of Singa Ship Management Pte. Ltd.
<b>Lim Bee Lan</b> <i>Chief Operating Officer</i>	<ul style="list-style-type: none"> <li>Bachelor of Economics, University of Toronto, Canada</li> </ul>	19	Branch Manager of Kyrone Rent A Car Inc
<b>Lim Tun Ching</b> <i>General Manager, Hai Poh Terminal</i>	<ul style="list-style-type: none"> <li>Diploma in Nautical Studies, Singapore Polytechnic, Singapore</li> <li>Class 1 Master Mariner, Maritime Port Authority, Singapore</li> </ul>	21	2nd Officer of Transocean Shipmanagement (Pte) Ltd
<b>Irene Tan Ai Ling</b> <i>Assistant General Manager, Sales &amp; Marketing</i>	<ul style="list-style-type: none"> <li>Diploma in Import/Export &amp; International Trade, Elim World Trade Research &amp; Training Centre</li> <li>Diploma in Sales and Marketing, PSB Academy, Singapore</li> </ul>	16	Material Supply Specialist of the Republic of Singapore Navy



# FINANCIAL STATEMENTS

41	Directors' Statement
46	Independent Auditor's Report
51	Consolidated Income Statement
52	Consolidated Statement of Comprehensive Income
53	Balance Sheets
54	Statements of Changes in Equity
56	Consolidated Statement of Cash Flows
57	Notes to the Financial Statements

---

# DIRECTORS' STATEMENT

For the financial year ended 31 March 2017

The directors are pleased to present their statement to the members together with the audited consolidated financial statements of Singapore Shipping Corporation Limited (the "Company") and its subsidiaries (collectively, the "Group") and the balance sheet and statement of changes in equity of the Company for the financial year ended 31 March 2017.

## Opinion of the directors

In the opinion of the directors,

- (i) the consolidated financial statements of the Group and the balance sheet and statement of changes in equity of the Company are drawn up so as to give a true and fair view of the financial position of the Group and of the Company as at 31 March 2017 and the financial performance, changes in equity and cash flows of the Group and changes in equity of the Company for the financial year ended on that date; and
- (ii) at the date of this statement there are reasonable grounds to believe that the Company will be able to pay its debts as and when they fall due.

## Directors

The directors of the Company in office at the date of this statement are as follows:

Ow Chio Kiat	(Executive Chairman)
Ow Cheo Guan	(Deputy Executive Chairman)
Ow Yew Heng	(Executive Director and Chief Executive Officer)
Tan Guong Ching	
Ng Jui Ping	
Stanley Lai Tze Chang	

## Arrangements to enable directors to acquire shares and debentures

Except as described below, neither at the end of nor at any time during the financial year was the Company a party to any arrangement whose objects are, or one of whose objects is, to enable the directors of the Company to acquire benefits by means of the acquisition of shares or debentures of the Company or any other body corporate.

# DIRECTORS' STATEMENT

For the financial year ended 31 March 2017

## Directors' interests in shares and debentures

The following directors, who held office at the end of the financial year, had, according to the register of directors' shareholdings, required to be kept under Section 164 of the Singapore Companies Act, Chapter 50 (the "Act"), an interest in shares and share options of the Company and related corporations (other than wholly-owned subsidiaries) as stated below:

Name of director	Direct interest		Deemed interest	
	At the beginning of financial year	At the end of financial year	At the beginning of financial year	At the end of financial year
<i>Ordinary shares of the Company</i>				
Ow Chio Kiat	153,704,500	153,704,500	7,340,000	7,340,000
Ow Cheo Guan	–	–	13,200,000	13,200,000

There were no changes in any of the above-mentioned interests in the Company between the end of the financial year and 21 April 2017.

By virtue of Section 7 of the Act, Ow Chio Kiat is deemed to have an interest in the shares of all the related corporations of the Company at the beginning and at the end of the financial year.

Except as disclosed in this statement, no director who held office at the end of the financial year had interests in shares, share options, warrants or debentures of the Company, or of related corporations, either at the beginning or at the end of the financial year.

## Singapore Shipping Corporation Limited Share Option Plan and Performance Share Plan

The Company has in place the Singapore Shipping Corporation Limited Share Option Plan 2015 ("SSC SOP") and the Singapore Shipping Corporation Limited Performance Share Plan 2015 ("SSC PSP").

The SSC SOP and the SSC PSP were approved by the shareholders of the Company at the Annual General Meeting held on 30 July 2015. The SSC SOP and the SSC PSP are administered by the Remuneration Committee ("RC") which comprises the following three independent and non-executive directors who do not participate in either the SSC SOP or the SSC PSP:

Stanley Lai Tze Chang (Chairman)  
Tan Guong Ching  
Ng Jui Ping



---

# DIRECTORS' STATEMENT

For the financial year ended 31 March 2017

## **Singapore Shipping Corporation Limited Share Option Plan and Performance Share Plan (cont'd)**

### SSC SOP

- The persons eligible to participate in the SSC SOP are selected employees (which may include executive directors) of the Group of such rank as the RC may determine, and other participants selected by the RC, but shall exclude non-executive directors of the Group, independent directors of the Company and controlling shareholders. As at the date of this statement, no associate of any controlling shareholder is a participant in the SSC SOP.
- SSC SOP shall continue in force at the absolute discretion of the RC, subject to a maximum period of 10 years from 30 July 2015 (unless extended with the approval of the shareholders and any relevant authorities).
- The RC has the full discretion to grant options at an exercise price of either market price or at a discount to market price (provided that such discount shall not exceed 20% of the market price). Market price shall be determined based on an average of the last dealt prices for the shares on the Singapore Exchange Securities Trading Limited ("SGX-ST") for the three consecutive market days immediately preceding the date of the grant of the relevant option.
- Options granted at market price may be exercised after the expiry of one year from the date of the grant, whereas options granted at a discount to market price may only be exercised after the expiry of two years from the date of the grant.
- At the end of the financial year, there were no outstanding options granted under the SSC SOP.

### SSC PSP

- The persons eligible to participate in the SSC PSP are either selected employees of the Group of such rank as the RC may determine, or other participants as selected by the RC at its discretion, but shall exclude the independent directors of the Company, controlling shareholders and the associates of such controlling shareholders.
- SSC PSP shall continue in force at the absolute discretion of the RC, subject to a maximum period of 10 years from 30 July 2015 (unless extended with the approval of the shareholders and any relevant authorities).
- An award granted under the SSC PSP represents the right to receive fully paid shares, free of charge, provided that certain pre-determined performance conditions (if applicable) are satisfied within the performance period (if applicable) during which such performance conditions are to be satisfied.
- During the financial year, no awards under the SSC PSP have been granted to controlling shareholders or their associates, and directors, and no employee has received 5% or more of the total number of shares available/delivered pursuant to the grants under the SSC PSP.

# DIRECTORS' STATEMENT

For the financial year ended 31 March 2017

## Singapore Shipping Corporation Limited Share Option Plan and Performance Share Plan (cont'd)

SSC PSP (cont'd)

During the financial year, seven employees of the Group have been granted awards in relation to an aggregate number of 308,000 shares under the SSC PSP. Details of such awards granted under the SSC PSP are as follows:

Date of grant	Market price on date of grant	Number of share awards granted	Number of share award holders	Vesting period
1 August 2016	S\$0.285	308,000	7	No vesting period imposed, shares were released and issued to the grantees on 1 August 2016

### Size of SSC SOP and the SSC PSP

The aggregate number of shares which may be issued or delivered pursuant to options granted under the SSC SOP and awards granted under the SSC PSP, together with shares, options or awards granted under any other share scheme of the Company then in force (if any), shall not exceed 15% of the issued share capital of the Company, excluding treasury shares.

### Audit and Risk Management Committee ("ARMC")

The members of the ARMC during the financial year and at the date of this statement are:

Tan Guong Ching (Chairman)  
Ng Jui Ping  
Stanley Lai Tze Chang

All members of the ARMC are non-executive and independent directors.

The ARMC held six meetings since the date of last directors' statement. In performing its functions, the ARMC met with the Group's external and internal auditors to discuss the scope of their work, the results of their examination and evaluation of the Group's internal accounting control system.

The ARMC carried out its functions in accordance with Section 201B of the Act and the Listing Manual of the SGX-ST ("Listing Manual"), and is guided by the Code of Corporate Governance. The ARMC's functions include (but not limited to) reviewing the following:

- assistance provided by the Group's officers to the internal and external auditors;
- quarterly financial information and annual financial statements of the Group and the Company prior to their submission to the directors of the Company for adoption;
- interested person transactions (as defined in Chapter 9 of the Listing Manual); and
- the amount of audit and non-audit fees paid to the external auditors of the Group.

Further details on the ARMC are disclosed in the Corporate Governance Report.

---

# DIRECTORS' STATEMENT

For the financial year ended 31 March 2017

## **Auditor**

Ernst & Young LLP has expressed their willingness to accept re-appointment as auditor.

On behalf of the board of directors,

Ow Chio Kiat  
Director

Ow Yew Heng  
Director

Singapore  
16 June 2017

---

# INDEPENDENT AUDITOR'S REPORT

For the financial year ended 31 March 2017

## **Independent Auditor's Report to the Members of Singapore Shipping Corporation Limited**

### **Report on the Audit of the Financial Statements**

#### **Opinion**

We have audited the financial statements of Singapore Shipping Corporation Limited (the "Company") and its subsidiaries (collectively, the "Group"), which comprise the balance sheets of the Group and the Company as at 31 March 2017, the statements of changes in equity of the Group and the Company and the consolidated income statement, consolidated statement of comprehensive income and consolidated statement of cash flows of the Group for the year then ended, and notes to the financial statements, including a summary of significant accounting policies.

In our opinion, the accompanying consolidated financial statements of the Group, and the balance sheet and the statement of changes in equity of the Company are properly drawn up in accordance with the provisions of the Companies Act, Chapter 50 (the "Act") and Financial Reporting Standards in Singapore ("FRSs") so as to give a true and fair view of the consolidated financial position of the Group and the financial position of the Company as at 31 March 2017 and of the consolidated financial performance, consolidated changes in equity and consolidated cash flows of the Group and changes in equity of the Company for the year ended on that date.

#### **Basis for Opinion**

We conducted our audit in accordance with Singapore Standards on Auditing ("SSAs"). Our responsibilities under those standards are further described in the Auditor's Responsibilities for the Audit of the Financial Statements section of our report. We are independent of the Group in accordance with the Accounting and Corporate Regulatory Authority ("ACRA") Code of Professional Conduct and Ethics for Public Accountants and Accounting Entities ("ACRA Code") together with the ethical requirements that are relevant to our audit of the financial statements in Singapore, and we have fulfilled our other ethical responsibilities in accordance with these requirements and the ACRA Code. We believe that the audit evidence we have obtained is sufficient and appropriate to provide a basis for our opinion.

#### **Key Audit Matters**

Key audit matters are those matters that, in our professional judgment, were of most significance in our audit of the financial statements of the current period. These matters were addressed in the context of our audit of the financial statements as a whole, and in forming our opinion thereon, and we do not provide a separate opinion on these matters. For each matter below, our description of how our audit addressed the matter is provided in that context.

We have fulfilled our responsibilities described in the Auditor's Responsibilities for the Audit of the Financial Statements section of our report, including in relation to these matters. Accordingly, our audit included the performance of procedures designed to respond to our assessment of the risks of material misstatement of the financial statements. The results of our audit procedures, including the procedures performed to address the matters below, provide the basis for our audit opinion on the accompanying financial statements.

#### Change of Auditor and First Year Audit

The financial year ended 31 March 2017 is the first year that Ernst & Young LLP audited the financial statements of the Group. As a result, there were additional planning activities and considerations in addition to audit procedures performed for recurring audits necessary to establish an appropriate audit strategy and audit plan. We are also required to obtain sufficient appropriate audit evidence regarding the opening balances including the selection and application of accounting principles.

---

# INDEPENDENT AUDITOR'S REPORT

For the financial year ended 31 March 2017

## **Independent Auditor's Report to the Members of Singapore Shipping Corporation Limited (cont'd)**

### **Key Audit Matters (cont'd)**

#### Change of Auditor and First Year Audit (cont'd)

Our audit procedures included, among others, meeting with the board of directors and management team to gain an initial understanding of the Group's business, including its control environment and information systems, to make group-wide audit risk assessment and develop the audit strategy and audit plan. We have also inquired with and performed a file review with the predecessor auditor to obtain sufficient appropriate audit evidence in respect of the opening balances as of 1 April 2016, including evidence with respect to the appropriate selection and application of accounting policies.

#### Carrying Value of Vessels

As at 31 March 2017, the Group's vessels amounted to US\$150.3 million, representing 87% of the Group's total assets. They relate to key assets held by the Group and drive its significant cash flows from the time-charter of vessels. The Group reviews the carrying amount of its vessels on an annual basis or more frequently if impairment indicators are present.

The impairment assessment requires management to consider both internal and external sources of information, in determining whether there is any indication that any vessel may have been impaired, which include but are not limited to significant decline in expected financial performance of each vessel and evidence of obsolescence or physical damage of the vessels. Significant audit effort was involved in the review of management's assessment and assumptions. As such, we determined this as a key audit matter.

We obtained an understanding of management's impairment assessment process. We reviewed management's assessment of whether indicators of impairment were present and assessed the reasonableness of assumptions used in the assessment. Our audit procedures included, amongst others, the review of vessels' profitability analysis taking into account contractual charter rates, projected off-hire periods and operating expenses with consideration of external industry factors and conditions such as risk of lessee default and average scrap steel prices which may have a bearing on the valuation of vessels.

Further, we assessed the adequacy of the disclosures on the carrying value of vessels in Note 9 to the financial statements.

#### Impairment Assessment of Investments in Subsidiaries, Associated Company and Joint Venture

The Company has significant investments in subsidiaries, associated company and joint venture. These investments form about 57% of the Company's total assets. The carrying amount of these investments can be found in Notes 11 and 13 to the financial statements respectively.

The performance of the Group's subsidiaries, associated company and joint venture are subject to the economic environment and market conditions in which they operate in. Management monitors the performance of these entities and, where their performance drops below the expected rate of return, an assessment for impairment is carried out. The impairment assessments performed by management on the investments in subsidiaries, associated company and joint venture involved significant judgment and estimation over the future business performance. As such, we have determined this to be a key audit matter.

---

# INDEPENDENT AUDITOR'S REPORT

For the financial year ended 31 March 2017

## **Independent Auditor's Report to the Members of Singapore Shipping Corporation Limited (cont'd)**

### **Key Audit Matters (cont'd)**

#### Impairment Assessment of Investments in Subsidiaries, Associated Company and Joint Venture (cont'd)

The impairment assessment required the management to make various assumptions in the underlying cash flow forecasts used to estimate the recoverable value of the investments. We evaluated the reasonableness of management's cash flow forecasts and the process by which they were determined and approved, including comparing previous management's forecasts to actual results. In addition, we compared key inputs, such as discount rates and growth rates, to historical data, recent trends or external market analysis to assess the reasonableness of management's forecasts.

Further, we assessed the adequacy of the disclosures on the impairment of investments in subsidiaries, associated company and joint venture in Notes 11 and 13 to the financial statements respectively.

### **Other Matter**

The financial statements for the year ended 31 March 2016 were audited by another auditor whose report dated 14 June 2016 expressed an unqualified opinion on those financial statements.

### **Other Information**

Management is responsible for the other information. The other information comprises the information included in the annual report, but does not include the financial statements and our auditor's report thereon.

Our opinion on the financial statements does not cover the other information and we do not express any form of assurance conclusion thereon.

In connection with our audit of the financial statements, our responsibility is to read the other information and, in doing so, consider whether the other information is materially inconsistent with the financial statements or our knowledge obtained in the audit or otherwise appears to be materially misstated. If, based on the work we have performed, we conclude that there is a material misstatement of this other information, we are required to report that fact. We have nothing to report in this regard.

### **Responsibilities of Management and Directors for the Financial Statements**

Management is responsible for the preparation of financial statements that give a true and fair view in accordance with the provisions of the Act and FRSs, and for devising and maintaining a system of internal accounting controls sufficient to provide a reasonable assurance that assets are safeguarded against loss from unauthorised use or disposition; and transactions are properly authorised and that they are recorded as necessary to permit the preparation of true and fair financial statements and to maintain accountability of assets.

In preparing the financial statements, management is responsible for assessing the Group's ability to continue as a going concern, disclosing, as applicable, matters related to going concern and using the going concern basis of accounting unless management either intends to liquidate the Group or to cease operations, or has no realistic alternative but to do so.

The directors' responsibilities include overseeing the Group's financial reporting process.

---

# INDEPENDENT AUDITOR'S REPORT

For the financial year ended 31 March 2017

## **Independent Auditor's Report to the Members of Singapore Shipping Corporation Limited (cont'd)**

### **Auditor's Responsibilities for the Audit of the Financial Statements**

Our objectives are to obtain reasonable assurance about whether the financial statements as a whole are free from material misstatement, whether due to fraud or error, and to issue an auditor's report that includes our opinion. Reasonable assurance is a high level of assurance, but is not a guarantee that an audit conducted in accordance with SSAs will always detect a material misstatement when it exists. Misstatements can arise from fraud or error and are considered material if, individually or in the aggregate, they could reasonably be expected to influence the economic decisions of users taken on the basis of these financial statements.

As part of an audit in accordance with SSAs, we exercise professional judgement and maintain professional scepticism throughout the audit. We also:

- Identify and assess the risks of material misstatement of the financial statements, whether due to fraud or error, design and perform audit procedures responsive to those risks, and obtain audit evidence that is sufficient and appropriate to provide a basis for our opinion. The risk of not detecting a material misstatement resulting from fraud is higher than for one resulting from error, as fraud may involve collusion, forgery, intentional omissions, misrepresentations, or the override of internal control.
- Obtain an understanding of internal control relevant to the audit in order to design audit procedures that are appropriate in the circumstances, but not for the purpose of expressing an opinion on the effectiveness of the Group's internal control.
- Evaluate the appropriateness of accounting policies used and the reasonableness of accounting estimates and related disclosures made by management.
- Conclude on the appropriateness of management's use of the going concern basis of accounting and, based on the audit evidence obtained, whether a material uncertainty exists related to events or conditions that may cast significant doubt on the Group's ability to continue as a going concern. If we conclude that a material uncertainty exists, we are required to draw attention in our auditor's report to the related disclosures in the financial statements or, if such disclosures are inadequate, to modify our opinion. Our conclusions are based on the audit evidence obtained up to the date of our auditor's report. However, future events or conditions may cause the Group to cease to continue as a going concern.
- Evaluate the overall presentation, structure and content of the financial statements, including the disclosures, and whether the financial statements represent the underlying transactions and events in a manner that achieves fair presentation.
- Obtain sufficient appropriate audit evidence regarding the financial information of the entities or business activities within the Group to express an opinion on the consolidated financial statements. We are responsible for the direction, supervision and performance of the group audit. We remain solely responsible for our audit opinion.

We communicate with the directors regarding, among other matters, the planned scope and timing of the audit and significant audit findings, including any significant deficiencies in internal control that we identify during our audit.

We also provide the directors with a statement that we have complied with relevant ethical requirements regarding independence, and to communicate with them all relationships and other matters that may reasonably be thought to bear on our independence, and where applicable, related safeguards.

---

# INDEPENDENT AUDITOR'S REPORT

For the financial year ended 31 March 2017

## **Independent Auditor's Report to the Members of Singapore Shipping Corporation Limited (cont'd)**

### **Auditor's Responsibilities for the Audit of the Financial Statements (cont'd)**

From the matters communicated with the directors, we determine those matters that were of most significance in the audit of the financial statements of the current period and are therefore the key audit matters. We describe these matters in our auditor's report unless law or regulation precludes public disclosure about the matter or when, in extremely rare circumstances, we determine that a matter should not be communicated in our report because the adverse consequences of doing so would reasonably be expected to outweigh the public interest benefits of such communication.

### **Report on Other Legal and Regulatory Requirements**

In our opinion, the accounting and other records required by the Act to be kept by the Company and by those subsidiary corporations incorporated in Singapore of which we are the auditors have been properly kept in accordance with the provisions of the Act.

The engagement partner on the audit resulting in this independent auditor's report is Lim Tze Yuen.

Ernst & Young LLP  
Public Accountants and  
Chartered Accountants  
Singapore  
16 June 2017



# CONSOLIDATED INCOME STATEMENT

For the financial year ended 31 March 2017

	Note	Group	
		2017	2016
		US\$'000	US\$'000
Revenue	4	43,461	44,921
Other operating income		1,327	1,374
Depreciation expense on property, plant and equipment	9	(7,104)	(6,940)
Vessel operation costs		(5,115)	(5,124)
Transportation, warehouse and terminal operating costs		(7,003)	(8,050)
Staff and crew costs		(11,795)	(11,931)
Other operating expenses		(2,456)	(1,454)
Results from operating activities	5	11,315	12,796
Finance and investment income	6	145	41
Finance costs on bank borrowings		(2,854)	(2,968)
Exchange differences		255	(177)
Share of results of associated company and joint venture, net of tax		(258)	(124)
<b>Profit before taxation</b>		8,603	9,568
Taxation	7	(53)	20
<b>Profit for the year</b>		8,550	9,588
<b>Attributable to:</b>			
Owners of the Company		8,550	9,588
<b>Earnings per share (US cents):</b>			
Basic	8	2.0	2.2
Diluted	8	2.0	2.2

The accompanying accounting policies and explanatory notes form an integral part of the financial statements.

# CONSOLIDATED STATEMENT OF COMPREHENSIVE INCOME

For the financial year ended 31 March 2017

	Group	
	2017 US\$'000	2016 US\$'000
<b>Profit for the year</b>	8,550	9,588
<b>Other comprehensive income</b>		
<b>Items that are or may be reclassified subsequently to profit or loss:</b>		
Cash flow hedges:		
- Effective portion of changes in fair value of cash flow hedges	2,547	(2,990)
- Realised and transferred to income statement	910	1,060
	3,457	(1,930)
Net change in currency translation reserve	(488)	233
	2,969	(1,697)
<b>Other comprehensive income for the year, net of tax</b>		
	2,969	(1,697)
<b>Total comprehensive income for the year</b>	11,519	7,891
<b>Attributable to:</b>		
Owners of the Company	11,519	7,891

*The accompanying accounting policies and explanatory notes form an integral part of the financial statements.*

# BALANCE SHEETS

As at 31 March 2017

	Note	Group		Company	
		2017	2016	2017	2016
		US\$'000	US\$'000	US\$'000	US\$'000
<b>Non-current assets</b>					
Property, plant and equipment	9	152,267	157,026	–	–
Goodwill	10	587	702	–	–
Investment in subsidiaries	11	–	–	32,625	32,625
Amount due from subsidiaries	11	–	–	10,341	11,714
Associated company and joint venture	13	3,355	4,000	662	1,208
Derivative financial assets	22	1,325	–	–	–
Other assets	14	130	151	–	–
		<u>157,664</u>	<u>161,879</u>	<u>43,628</u>	<u>45,547</u>
<b>Current assets</b>					
Inventories	15	369	447	–	–
Trade and other receivables	16	3,655	5,411	15	26
Amount due from subsidiaries	12	–	–	9,041	51
Financial assets held for trading	17	131	92	–	–
Cash and cash equivalents	18	11,447	13,160	5,923	11,064
		<u>15,602</u>	<u>19,110</u>	<u>14,979</u>	<u>11,141</u>
<b>Less:</b>					
<b>Current liabilities</b>					
Trade and other payables	19	6,815	7,233	222	251
Amount due to subsidiaries	20	–	–	5,262	3,509
Derivative financial liabilities	22	403	910	–	–
Bank borrowings	21	7,667	12,188	–	–
		<u>14,885</u>	<u>20,331</u>	<u>5,484</u>	<u>3,760</u>
<b>Net current assets/(liabilities)</b>		<u>717</u>	<u>(1,221)</u>	<u>9,495</u>	<u>7,381</u>
<b>Non-current liabilities</b>					
Bank borrowings	21	69,908	83,226	–	–
Derivative financial liabilities	22	–	1,625	–	–
Deferred income	23	8,847	4,564	–	–
		<u>78,755</u>	<u>89,415</u>	<u>–</u>	<u>–</u>
<b>Net assets</b>		<u>79,626</u>	<u>71,243</u>	<u>53,123</u>	<u>52,928</u>
<b>Equity attributable to owners of the Company</b>					
Share capital	24	31,812	31,747	31,812	31,747
Other reserves	25	(586)	(3,555)	–	–
Retained earnings		48,400	43,051	21,311	21,181
<b>Total equity</b>		<u>79,626</u>	<u>71,243</u>	<u>53,123</u>	<u>52,928</u>

The accompanying accounting policies and explanatory notes form an integral part of the financial statements.

# STATEMENTS OF CHANGES IN EQUITY

For the financial year ended 31 March 2017

Group	Note	Share capital US\$'000	Hedging reserve US\$'000	Currency translation reserve US\$'000	Share-based payment reserve US\$'000	Retained earnings US\$'000	Equity attributable to owners of the Company US\$'000
<b>Balance at 1 April 2016</b>		31,747	(2,535)	(1,020)	–	43,051	71,243
<b>Total comprehensive income for the year</b>							
Profit for the year		–	–	–	–	8,550	8,550
Other comprehensive income for the year		–	3,457	(488)	–	–	2,969
Total		–	3,457	(488)	–	8,550	11,519
<b>Transactions with owners, recognised directly in equity</b>							
<b>Contributions by and distributions to owners</b>							
Dividends paid	26	–	–	–	–	(3,201)	(3,201)
Employee share-based compensation scheme							
- Value of employee services		–	–	–	65	–	65
Issue of new shares		65	–	–	(65)	–	–
Total		65	–	–	–	(3,201)	(3,136)
<b>Balance at 31 March 2017</b>		31,812	922	(1,508)	–	48,400	79,626
<b>Balance at 1 April 2015</b>		31,665	(605)	(1,253)	–	36,573	66,380
<b>Total comprehensive income for the year</b>							
Profit for the year		–	–	–	–	9,588	9,588
Other comprehensive income for the year		–	(1,930)	233	–	–	(1,697)
Total		–	(1,930)	233	–	9,588	7,891
<b>Transactions with owners, recognised directly in equity</b>							
<b>Contributions by and distributions to owners</b>							
Dividends paid	26	–	–	–	–	(3,110)	(3,110)
Employee share-based compensation scheme							
- Value of employee services		–	–	–	82	–	82
Issue of new shares		82	–	–	(82)	–	–
Total		82	–	–	–	(3,110)	(3,028)
<b>Balance at 31 March 2016</b>		31,747	(2,535)	(1,020)	–	43,051	71,243

The accompanying accounting policies and explanatory notes form an integral part of the financial statements.

# STATEMENTS OF CHANGES IN EQUITY

For the financial year ended 31 March 2017

Company	Note	Share capital US\$'000	Share- based payment reserve US\$'000	Retained earnings US\$'000	Equity attributable to owners of the Company US\$'000
<b>Balance at 1 April 2016</b>		31,747	–	21,181	52,928
<b>Total comprehensive income for the year</b>					
Profit for the year		–	–	3,331	3,331
Total		–	–	3,331	3,331
<b>Transactions with owners, recognised directly in equity</b>					
<b>Contributions by and distributions to owners</b>					
Dividends paid	26	–	–	(3,201)	(3,201)
Employee share-based compensation scheme					
- Value of employee services		–	65	–	65
Issue of new shares		65	(65)	–	–
Total		65	–	(3,201)	(3,136)
<b>Balance at 31 March 2017</b>		31,812	–	21,311	53,123
<b>Balance at 1 April 2015</b>		31,665	–	19,259	50,924
<b>Total comprehensive income for the year</b>					
Profit for the year		–	–	5,032	5,032
Total		–	–	5,032	5,032
<b>Transactions with owners, recognised directly in equity</b>					
<b>Contributions by and distributions to owners</b>					
Dividends paid	26	–	–	(3,110)	(3,110)
Employee share-based compensation scheme					
- Value of employee services		–	82	–	82
Issue of new shares		82	(82)	–	–
Total		82	–	(3,110)	(3,028)
<b>Balance at 31 March 2016</b>		31,747	–	21,181	52,928

The accompanying accounting policies and explanatory notes form an integral part of the financial statements.

# CONSOLIDATED STATEMENT OF CASH FLOWS

For the financial year ended 31 March 2017

	Note	Group	
		2017 US\$'000	2016 US\$'000
<b>Cash flows from operating activities</b>			
Profit before taxation		8,603	9,568
Adjustments for:			
Depreciation expense on property, plant and equipment	9	7,104	6,940
Property, plant and equipment written off		–	13
Share-based compensation expense		65	82
Interest income	6	(106)	(62)
Net change in fair value of financial assets held for trading	6	(39)	21
Impairment loss on investment in joint venture	13	342	–
Finance costs on bank borrowings		2,854	2,968
(Gain)/loss on foreign exchange		(245)	171
Share of results of associated company and joint venture, net of tax		258	124
Operating cash flows before changes in working capital		18,836	19,825
Changes in working capital:			
Inventories		78	1
Trade and other receivables		1,768	681
Trade and other payables		(357)	1,083
Deferred income		4,283	4,150
<b>Cash flows from operations</b>		24,608	25,740
Tax paid		(53)	(14)
<b>Net cash flows from operating activities</b>		24,555	25,726
<b>Cash flows from investing activities</b>			
Purchase of property, plant and equipment	9	(1,134)	(938)
Payment for drydocking expenditure	9	(1,238)	(763)
Purchase of other assets		–	(45)
Interest received		110	50
<b>Net cash flows used in investing activities</b>		(2,262)	(1,696)
<b>Cash flows from financing activities</b>			
Repayment of bank borrowings		(17,839)	(12,188)
Payment of finance costs on bank borrowings		(2,915)	(2,901)
Dividends paid	26	(3,201)	(3,110)
<b>Net cash flows used in financing activities</b>		(23,955)	(18,199)
<b>Net (decrease)/increase in cash and cash equivalents</b>		(1,662)	5,831
Cash and cash equivalents at beginning of the year		13,160	7,297
Effect of exchange rate changes on cash and cash equivalents		(51)	32
<b>Cash and cash equivalents at end of the year</b>	18	11,447	13,160

The accompanying accounting policies and explanatory notes form an integral part of the financial statements.

# NOTES TO THE FINANCIAL STATEMENTS

For the financial year ended 31 March 2017

## 1. Corporate information

Singapore Shipping Corporation Limited (the "Company") is a limited liability company incorporated and domiciled in Singapore and is listed on the Singapore Exchange Securities Trading Limited ("SGX-ST").

The registered office and principal place of business of the Company is located at 200 Cantonment Road, #09-01 Southpoint, Singapore 089763.

The principal activity of the Company is investment holding. The principal activities of the subsidiaries are disclosed in Note 11 to the financial statements.

## 2. Summary of significant accounting policies

### 2.1 Basis of preparation

The consolidated financial statements of the Group and the balance sheet and statement of changes in equity of the Company have been prepared in accordance with Singapore Financial Reporting Standards ("FRS").

The financial statements have been prepared on the historical cost basis except as disclosed in the accounting policies below.

The financial statements are presented in United States Dollar ("US\$") and all values in the tables are rounded to the nearest thousand (US\$'000), except when otherwise indicated.

### 2.2 Changes in accounting policies

The accounting policies adopted are consistent with those of the previous financial year except in the current financial year, the Group has adopted all the new and revised standards which are effective for annual financial periods beginning on or after 1 April 2016. The adoption of these standards did not have any material effect on the financial performance or position of the Group and the Company.

### 2.3 Standards issued but not yet effective

The Group has not adopted the following standards applicable to the Group that have been issued but not yet effective:

<b>Description</b>	<b>Effective for annual periods beginning on or after</b>
Amendments to FRS 7: <i>Disclosure Initiative</i>	1 January 2017
Amendments to FRS 12: <i>Recognition of Deferred Tax Assets for Unrealised Losses</i>	1 January 2017
Improvements to FRSs (December 2016)	
- Amendments to FRS 112 <i>Disclosure of Interests in Other Entities</i>	1 January 2017
- Amendments to FRS 28 <i>Investments in Associates and Joint Ventures</i>	1 January 2018



# NOTES TO THE FINANCIAL STATEMENTS

For the financial year ended 31 March 2017

## 2. Summary of significant accounting policies (cont'd)

### 2.3 Standard issued but not yet effective (cont'd)

Description	Effective for annual periods beginning on or after
FRS 115 <i>Revenue from Contracts with Customers</i>	1 January 2018
FRS 109 <i>Financial Instruments</i>	1 January 2018
Amendments to FRS 102: <i>Classification and Measurement of Share-based Payment Transactions</i>	1 January 2018
INT FRS 122 <i>Foreign Currency Transactions and Advance Consideration</i>	1 January 2018
FRS 116 <i>Leases</i>	1 January 2019
Amendments to FRS 110 and FRS 28: <i>Sale or Contribution of Assets between an Investor and its Associate or Joint Venture</i>	Date to be determined

Except for FRS 115, FRS 109 and FRS 116, the directors expect that the adoption of the standards above will have no material impact on the financial statements in the period of initial application. The nature of the impending changes in accounting policy on adoption of FRS 115, FRS 109 and FRS 116 are described below.

#### FRS 115 *Revenue from Contracts with Customers*

FRS 115 establishes a five-step model to account for revenue arising from contracts with customers. Under FRS 115, revenue is recognised at an amount that reflects the consideration which an entity expects to be entitled in exchange for transferring goods or services to a customer.

The new revenue standard will supersede all current revenue recognition requirements under FRS. Either a full or modified retrospective application is required for annual periods beginning on or after 1 January 2018 with early adoption permitted. The Group is currently assessing the impact of FRS 115 and plans to adopt the new standard on the required effective date.

#### FRS 109 *Financial Instruments*

FRS 109 introduces new requirements for classification and measurement of financial assets, impairment of financial assets and hedge accounting. Financial assets are classified according to their contractual cash flow characteristics and the business model under which they are held. The impairment requirements in FRS 109 are based on an expected credit loss model and replace the FRS 39 incurred loss model.

FRS 109 is effective for annual periods beginning on or after 1 January 2018 with early adoption permitted. The Group is currently assessing the impact of FRS 109 and plans to adopt the new standard on the required effective date.

---

# NOTES TO THE FINANCIAL STATEMENTS

For the financial year ended 31 March 2017

## 2. Summary of significant accounting policies (cont'd)

### 2.3 Standard issued but not yet effective (cont'd)

#### FRS 116 Leases

FRS 116 requires lessees to recognise most leases on balance sheets to reflect the rights to use the leased assets and the associated obligations for lease payments as well as the corresponding interest expense and depreciation charges. The standard includes two recognition exemption for lessees, leases of 'low value' assets and short-term leases. The new standard is effective for annual periods beginning on or after 1 January 2019.

The Group is currently assessing the impact of FRS 116 and plans to adopt the new standard on the required effective date.

#### IFRS Convergence in 2018

Singapore incorporated companies listed on the SGX-ST will be required to apply a new financial reporting framework that is identical to the International Financial Reporting Standards ("SG-IFRS") for annual periods beginning on or after 1 January 2018. The Group will be adopting the new framework for the first time for the financial year ending 31 March 2019.

Based on a preliminary assessment of the potential impact arising from SG-IFRS 1 *First-time Adoption of International Financial Reporting Standards*, management does not expect any changes to the Group's current accounting policies or material adjustments on transition to the new framework.

Management is currently performing a detailed analysis of the available policy choices, transitional optional exemptions and transitional mandatory exceptions under SG-IFRS 1, and the preliminary assessment above may be subject to change arising from the detailed analysis.

### 2.4 Basis of consolidation and business combinations

#### (a) Basic of consolidation

The consolidated financial statements comprise the financial statements of the Company and its subsidiaries as at the end of the reporting period. The financial statements of the subsidiaries used in the preparation of the consolidated financial statements are prepared for the same reporting date as the Company. Consistent accounting policies are applied to like transactions and events in similar circumstances.

All intra-group balances, income and expenses and unrealised gains and losses resulting from intra-group transactions and dividends are eliminated in full.

Subsidiaries are consolidated from the date of acquisition, being the date on which the Group obtains control, and continue to be consolidated until the date that such control ceases.

Losses within a subsidiary are attributed to the non-controlling interest even if that results in a deficit balance.

---

# NOTES TO THE FINANCIAL STATEMENTS

For the financial year ended 31 March 2017

## 2. Summary of significant accounting policies (cont'd)

### 2.4 Basis of consolidation and business combinations (cont'd)

#### (a) Basic of consolidation (cont'd)

A change in the ownership interest of a subsidiary, without a loss of control, is accounted for as an equity transaction. If the Group loses control over a subsidiary, it:

- de-recognises the assets (including goodwill) and liabilities of the subsidiary at their carrying amounts at the date when control is lost;
- de-recognises the carrying amount of any non-controlling interest;
- de-recognises the cumulative translation differences recorded in equity;
- recognises the fair value of the consideration received;
- recognises the fair value of any investment retained;
- recognises any surplus or deficit in profit or loss; and
- re-classifies the Group's share of components previously recognised in other comprehensive income to profit or loss or retained earnings, as appropriate.

#### (b) Business combinations and goodwill

Business combinations are accounted for by applying the acquisition method. Identifiable assets acquired and liabilities assumed in a business combination are measured initially at their fair values at the acquisition date. Acquisition-related costs are recognised as expenses in the periods in which the costs are incurred and the services are received.

Any contingent consideration to be transferred by the acquirer will be recognised at fair value at the acquisition date. Subsequent changes to the fair value of the contingent consideration which is deemed to be an asset or liability, will be recognised in profit or loss.

The Group elects for each individual business combination, whether non-controlling interest in the acquiree (if any), that are present ownership interests and entitle their holders to a proportionate share of net assets in the event of liquidation, is recognised on the acquisition date at fair value, or at the non-controlling interest's proportionate share of the acquiree's identifiable net assets. Other components of non-controlling interests are measured at their acquisition date fair value, unless another measurement basis is required by another FRS.

Any excess of the sum of the fair value of the consideration transferred in the business combination, the amount of non-controlling interest in the acquiree (if any), and the fair value of the Group's previously held equity interest in the acquiree (if any), over the net fair value of the acquiree's identifiable assets and liabilities is recorded as goodwill. In instances where the latter amount exceeds the former, the excess is recognised as gain on bargain purchase in profit or loss on the acquisition date.

---

# NOTES TO THE FINANCIAL STATEMENTS

For the financial year ended 31 March 2017

## **2. Summary of significant accounting policies (cont'd)**

### **2.4 Basis of consolidation and business combinations (cont'd)**

#### **(b) Business combinations and goodwill (cont'd)**

Goodwill is initially measured at cost. Following initial recognition, goodwill is measured at cost less any accumulated impairment losses.

For the purpose of impairment testing, goodwill acquired in a business combination is, from the acquisition date, allocated to the Group's cash-generating units that are expected to benefit from the synergies of the combination, irrespective of whether other assets or liabilities of the acquiree are assigned to those units.

The cash-generating unit to which goodwill has been allocated is tested for impairment annually and whenever there is an indication that the cash-generating unit may be impaired. Impairment is determined for goodwill by assessing the recoverable amount of each cash-generating unit (or group of cash-generating units) to which the goodwill relates.

### **2.5 Foreign currency**

The financial statements are presented in United States Dollar, which is also the Company's functional currency. Each entity in the Group determines its own functional currency and items included in the financial statements of each entity are measured using that functional currency.

#### **(a) Transactions and balances**

Transactions in foreign currencies are measured in the respective functional currencies of the Company and its subsidiaries and are recorded on initial recognition in the functional currencies at exchange rates approximating those ruling at the transaction dates. Monetary assets and liabilities denominated in foreign currencies are translated at the rate of exchange ruling at the end of the reporting period. Non-monetary items that are measured in terms of historical cost in a foreign currency are translated using the exchange rates as at the dates of the initial transactions. Non-monetary items measured at fair value in a foreign currency are translated using the exchange rates at the date when the fair value was measured.

Exchange differences arising on the settlement of monetary items or on translating monetary items at the end of the reporting period are recognised in profit or loss.

#### **(b) Consolidated financial statements**

For consolidation purpose, the assets and liabilities of foreign operations are translated into United States Dollar at the rate of exchange ruling at the end of the reporting period and their profit or loss are translated at the average exchange rates prevailing at the date of the transactions. The exchange differences arising on the translation are recognised in other comprehensive income. On disposal of a foreign operation, the component of other comprehensive income relating to that particular foreign operation is recognised in profit or loss.

---

# NOTES TO THE FINANCIAL STATEMENTS

For the financial year ended 31 March 2017

## 2. Summary of significant accounting policies (cont'd)

### 2.6 Property, plant and equipment

All items of property, plant and equipment are initially recorded at cost. Subsequent to recognition, property, plant and equipment are measured at cost less accumulated depreciation and any accumulated impairment losses.

Depreciation is computed on a straight-line basis over the estimated useful lives of the assets as follows:

Vessels	-	20 to 30 years
Drydocking expenditure	-	2 to 3 years
Renovations, furniture and fittings	-	5 years
Equipment	-	3 to 5 years
Computers	-	3 years
Motor vehicles	-	5 years

The carrying values of property, plant and equipment are reviewed for impairment when events or changes in circumstances indicate that the carrying value may not be recoverable.

The residual value, useful life and depreciation method are reviewed at each financial year-end, and adjusted prospectively, if appropriate.

An item of property, plant and equipment is derecognised upon disposal or when no future economic benefits are expected from its use or disposal. Any gain or loss on derecognition of the asset is included in profit or loss in the year the asset is derecognised.

### 2.7 Club memberships

Club memberships are measured initially at cost. Following initial acquisition, club memberships are carried at cost less any accumulated amortisation and any accumulated impairment losses. Club memberships are amortised on a straight-line basis over estimated economic useful lives (ranging from 5 to 25 years) and assessed for impairment whenever there is an indication that the asset may be impaired.

### 2.8 Impairment of non-financial assets

The Group assesses at each reporting date whether there is an indication that an asset may be impaired. If any indication exists, or when an annual impairment testing for an asset is required, the Group makes an estimate of the asset's recoverable amount.

An asset's recoverable amount is the higher of an asset's or cash-generating unit's fair value less costs of disposal and its value in use and is determined for an individual asset, unless the asset does not generate cash inflows that are largely independent of those from other assets or group of assets. Where the carrying amount of an asset or cash-generating unit exceeds its recoverable amount, the asset is considered impaired and is written down to its recoverable amount. Impairment losses are recognised in profit or loss.

A previously recognised impairment loss is reversed only if there has been a change in the estimates used to determine the asset's recoverable amount since the last impairment loss was recognised. If that is the case, the carrying amount of the asset is increased to its recoverable amount. That increase cannot exceed the carrying amount that would have been determined, net of depreciation, had no impairment loss been recognised previously. Such reversal is recognised in profit or loss.

---

# NOTES TO THE FINANCIAL STATEMENTS

For the financial year ended 31 March 2017

## 2. Summary of significant accounting policies (cont'd)

### 2.9 Subsidiaries

A subsidiary is an investee that is controlled by the Group. The Group controls an investee when it is exposed, or has rights, to variable returns from its involvement with the investee and has the ability to affect those returns through its power over the investee.

In the Company's separate financial statements, investments in subsidiaries are accounted for at cost less impairment losses.

### 2.10 Associated company and joint venture

An associated company is an entity over which the Group has the power to participate in the financial and operating policy decisions of the investee but does not have control or joint control of those policies.

The Group accounts for its investments in associated company and joint venture using the equity method from the date on which it becomes an associated company or joint venture.

On acquisition of the investment, any excess of the cost of the investment over the Group's share of the net fair value of the investee's identifiable assets and liabilities is accounted as goodwill and is included in the carrying amount of the investment. Any excess of the Group's share of the net fair value of the investee's identifiable assets and liabilities over the cost of the investment is included as income in the determination of the entity's share of the associated company or joint venture's profit or loss in the period in which the investment is acquired.

Under the equity method, the investments in associated company and joint venture are carried in the balance sheet at cost plus post-acquisition changes in the Group's share of net assets of the associated company or joint venture. The profit or loss reflects the share of results of the operations of the associated company or joint venture. Distributions received from joint venture or associated company reduce the carrying amount of the investment. Where there has been a change recognised in other comprehensive income by the associated company or joint venture, the Group recognises its share of such changes in other comprehensive income. Unrealised gains and losses resulting from transactions between the Group and associated company or joint venture are eliminated to the extent of the interest in the associated company or joint venture.

When the Group's share of losses in an associated company or joint venture equals or exceeds its interest in the associated company or joint venture, the Group does not recognise further losses, unless it has incurred obligations or made payments on behalf of the associated company or joint venture.

After application of the equity method, the Group determines whether it is necessary to recognise an additional impairment loss on the Group's investment in associated company or joint venture. The Group determines at the end of each reporting period whether there is any objective evidence that the investment in the associated company or joint venture is impaired. If this is the case, the Group calculates the amount of impairment as the difference between the recoverable amount of the associated company or joint venture and its carrying value and recognises the amount in profit or loss.

Where necessary, adjustments are made to bring the accounting policies in line with those of the Group.

---

# NOTES TO THE FINANCIAL STATEMENTS

For the financial year ended 31 March 2017

## 2. Summary of significant accounting policies (cont'd)

### 2.11 Financial instruments

#### (a) Financial assets

##### Initial recognition and measurement

Financial assets are recognised when, and only when, the Group becomes a party to the contractual provisions of the financial instrument. The Group determines the classification of its financial assets at initial recognition.

When financial assets are recognised initially, they are measured at fair value, plus, in the case of financial assets not at fair value through profit or loss, directly attributable transaction costs.

##### Subsequent measurement

The subsequent measurement of financial assets depends on their classification as follows:

#### (i) Loans and receivables

Non-derivative financial assets with fixed or determinable payments that are not quoted in an active market are classified as loans and receivables. Subsequent to initial recognition, loans and receivables are measured at amortised cost using the effective interest method, less impairment. Gains and losses are recognised in profit or loss when the loans and receivables are derecognised or impaired, and through the amortisation process.

#### (ii) Financial assets at fair value through profit or loss

Financial assets at fair value through profit or loss include financial assets held for trading. Financial assets are classified as held for trading if they are acquired for the purpose of selling or repurchasing in the near term.

Subsequent to initial recognition, financial assets at fair value through profit or loss are measured at fair value. Any gains or losses arising from changes in fair value of the financial assets are recognised in profit or loss. Net gains or net losses on financial assets at fair value through profit or loss include exchange differences, interest and dividend income.

##### De-recognition

A financial asset is de-recognised where the contractual right to receive cash flows from the asset has expired. On de-recognition of a financial asset in its entirety, the difference between the carrying amount and the sum of the consideration received and any cumulative gain or loss that had been recognised in other comprehensive income is recognised in profit or loss.

##### Regular way purchases and sales of financial assets

All regular way purchases and sales of financial assets are recognised or derecognised on the trade date i.e., the date that the Group commits to purchase or sell the asset. Regular way purchases or sales are purchases or sales of financial assets that require delivery of assets within the period generally established by regulation or convention in the marketplace concerned.



---

# NOTES TO THE FINANCIAL STATEMENTS

For the financial year ended 31 March 2017

## **2. Summary of significant accounting policies (cont'd)**

### **2.11 Financial instruments (cont'd)**

#### **(b) Financial liabilities**

##### **Initial recognition and measurement**

Financial liabilities are recognised when, and only when, the Group becomes a party to the contractual provisions of the financial instrument. The Group determines the classification of its financial liabilities at initial recognition.

All financial liabilities are recognised initially at fair value plus in the case of financial liabilities not at fair value through profit or loss, directly attributable transaction costs.

##### **Subsequent measurement**

Subsequent to initial recognition, financial liabilities that are not carried at fair value through profit or loss are measured at amortised cost using the effective interest method. Gains or losses are recognised in profit or loss when the liabilities are derecognised, and through the amortisation process.

##### **De-recognition**

A financial liability is de-recognised when the obligation under the liability is discharged or cancelled or expired. When an existing financial liability is replaced by another from the same lender on substantially different terms, or the terms of an existing liability are substantially modified, such an exchange or modification is treated as a de-recognition of the original liability and the recognition of a new liability, and the difference in the respective carrying amounts is recognised in profit or loss.

#### **(c) Offsetting of financial instruments**

Financial assets and financial liabilities are offset and the net amount is presented in the balance sheets, when and only when, there is a currently enforceable legal right to set off the recognised amounts and there is an intention to settle on a net basis, or to realise the assets and settle the liabilities simultaneously.

---

# NOTES TO THE FINANCIAL STATEMENTS

For the financial year ended 31 March 2017

## 2. Summary of significant accounting policies (cont'd)

### 2.12 Impairment of financial assets

The Group assesses at each reporting date whether there is any objective evidence that a financial asset is impaired.

#### (a) Financial assets carried at amortised cost

For financial assets carried at amortised cost, the Group first assesses whether objective evidence of impairment exists individually for financial assets that are individually significant, or collectively for financial assets that are not individually significant. If the Group determines that no objective evidence of impairment exists for an individually assessed financial asset, whether significant or not, it includes the asset in a group of financial assets with similar credit risk characteristics and collectively assesses them for impairment. Assets that are individually assessed for impairment and for which an impairment loss is, or continues to be recognised are not included in a collective assessment of impairment.

If there is objective evidence that an impairment loss on financial assets carried at amortised cost has been incurred, the amount of the loss is measured as the difference between the asset's carrying amount and the present value of estimated future cash flows discounted at the financial asset's original effective interest rate. If a loan has a variable interest rate, the discount rate for measuring any impairment loss is the current effective interest rate. The carrying amount of the asset is reduced through the use of an allowance account. The impairment loss is recognised in profit or loss.

When the asset becomes uncollectible, the carrying amount of impaired financial asset is reduced directly or if an amount was charged to the allowance account, the amounts charged to the allowance account are written off against the carrying value of the financial asset.

To determine whether there is objective evidence that an impairment loss on financial assets has been incurred, the Group considers factors such as the probability of insolvency or significant financial difficulties of the debtor and default or significant delay in payments.

If in a subsequent period, the amount of the impairment loss decreases and the decrease can be related objectively to an event occurring after the impairment was recognised, the previously recognised impairment loss is reversed to the extent that the carrying amount of the asset does not exceed its amortised cost at the reversal date. The amount of reversal is recognised in profit or loss.

### 2.13 Cash and cash equivalents

Cash and cash equivalents comprise cash at bank and on hand, bank deposits and short-term, highly liquid investments that are readily convertible to known amount of cash and which are subject to an insignificant risk of changes in value.

---

# NOTES TO THE FINANCIAL STATEMENTS

For the financial year ended 31 March 2017

## **2. Summary of significant accounting policies (cont'd)**

### **2.14 Inventories**

Inventories, which comprise consumables, are stated at the lower of cost and net realisable value. Costs incurred in bringing the inventories to their present location and condition are accounted for on a first-in first-out basis.

Where necessary, allowance is provided for damaged, obsolete and slow moving items to adjust the carrying value of inventories to the lower of cost and net realisable value.

Net realisable value is the estimated selling price in the ordinary course of business, less estimated costs necessary to make the sale.

### **2.15 Provisions**

Provisions are recognised when the Group has a present obligation (legal or constructive) as a result of a past event, it is probable that an outflow of resources embodying economic benefits will be required to settle the obligation and the amount of the obligation can be estimated reliably.

Provisions are reviewed at the end of each reporting period and adjusted to reflect the current best estimate. If it is no longer probable that an outflow of economic resources will be required to settle the obligation, the provision is reversed. If the effect of the time value of money is material, provisions are discounted using a current pre-tax rate that reflects, where appropriate, the risks specific to the liability. When discounting is used, the increase in the provision due to the passage of time is recognised as a finance cost.

### **2.16 Borrowing costs**

Borrowing costs consist of interest and other costs that an entity incurs in connection with the borrowing of funds and are expensed in the period they occur.

### **2.17 Government grants**

Government grants are recognised when there is reasonable assurance that the grant will be received and all attaching conditions will be complied with.

### **2.18 Employee benefits**

#### **(a) Defined contribution plans**

The Group participates in the national pension schemes as defined by the laws of the countries in which it has operations. In particular, the Singapore companies in the Group make contributions to the Central Provident Fund scheme in Singapore, a defined contribution pension scheme. Contributions to defined contribution pension schemes are recognised as an expense in the period in which the related service is performed.

---

# NOTES TO THE FINANCIAL STATEMENTS

For the financial year ended 31 March 2017

## 2. Summary of significant accounting policies (cont'd)

### 2.18 Employee benefits (cont'd)

#### (b) Share-based compensation

Employees of the Group receive remuneration in the form of share awards as consideration for services rendered.

The cost of these equity-settled transactions with employees is measured by reference to the fair value of the awards at the date on which the awards are granted. In valuing the share awards, no account is taken of any performance conditions, other than conditions linked to the price of the shares of the Company.

This cost is recognised in the profit and loss account as share-based compensation expense, with a corresponding increase in the share-based payment reserve. When the new shares are issued to the employees, the proceeds received (net of transaction costs) and the related balance previously recognised in the share-based payment reserve are credited to share capital.

#### (c) Employee leave entitlement

Employee entitlements to annual leave are recognised as a liability when they are accrued to the employees. The undiscounted liability for leave expected to be settled wholly before twelve months after the end of the reporting period is recognised for services rendered by employees up to the end of the reporting period.

### 2.19 Leases

#### (a) As lessee

Operating lease payments are recognised as an expense in profit or loss on a straight-line basis over the lease term. The aggregate benefit of incentives provided by the lessor is recognised as a reduction of rental expense over the lease term on a straight-line basis.

#### (b) As lessor

Leases in which the Group does not transfer substantially all the risks and rewards of ownership of the asset are classified as operating leases. Initial direct costs incurred in negotiating an operating lease are added to the carrying amount of the leased asset and recognised over the lease term on the same bases as charter hire income.

### 2.20 Revenue

Revenue is recognised to the extent that it is probable that the economic benefits will flow to the Group and the revenue can be reliably measured, regardless of when the payment is made. Revenue is measured at the fair value of consideration received or receivable, taking into account contractually defined terms of payment and excluding taxes or duty.

Charter hire income is recognised on a straight-line basis over the lease term.

---

# NOTES TO THE FINANCIAL STATEMENTS

For the financial year ended 31 March 2017

## 2. Summary of significant accounting policies (cont'd)

### 2.20 Revenue (cont'd)

Agency fees and terminal services, freight, clearance and transportation services, labour and other warehouse operation charges are recognised when the services are rendered.

Interest income is recognised using the effective interest method.

Dividend income is recognised when the Group's right to receive payment is established.

### 2.21 Taxes

#### (a) Current income tax

Current income tax assets and liabilities for the current and prior periods are measured at the amount expected to be recovered from or paid to the taxation authorities. The tax rates and tax laws used to compute the amount are those that are enacted or substantively enacted at the end of the reporting period, in the countries where the Group operates and generates taxable income.

Current income taxes are recognised in profit or loss except to the extent that the tax relates to items recognised outside profit or loss, either in other comprehensive income or directly in equity. Management periodically evaluates positions taken in the tax returns with respect to situations in which applicable tax regulations are subject to interpretation and established provisions where appropriate.

#### (b) Deferred tax

Deferred tax is provided using the liability method on temporary differences at the end of the reporting period between the tax bases of assets and liabilities and their carrying amounts for financial reporting purposes.

Deferred tax liabilities are recognised for all temporary differences, except:

- Where the deferred tax liability arises from the initial recognition of goodwill or of an asset or liability in a transaction that is not a business combination and, at the time of the transaction, affects neither the accounting profit nor taxable profit or loss; and
- In respect of taxable temporary differences associated with investments in subsidiaries, associated company and joint venture, where the timing of the reversal of the temporary differences can be controlled and it is probable that the temporary differences will not reverse in the foreseeable future.

---

# NOTES TO THE FINANCIAL STATEMENTS

For the financial year ended 31 March 2017

## 2. Summary of significant accounting policies (cont'd)

### 2.21 Taxes (cont'd)

#### (b) Deferred tax (cont'd)

Deferred tax assets are recognised for all deductible temporary differences, carry forward of unused tax credits and unused tax losses, to the extent that it is probable that taxable profit will be available against which the deductible temporary differences, and the carry forward of unused tax credits and unused tax losses can be utilised except:

- Where the deferred tax asset relating to the deductible temporary difference arises from the initial recognition of an asset or liability in a transaction that is not a business combination and, at the time of the transaction, affects neither the accounting profit nor taxable profit or loss; and
- In respect of deductible temporary differences associated with investments in subsidiaries, associated company and joint venture, deferred tax assets are recognised only to the extent that it is probable that the temporary differences will reverse in the foreseeable future and taxable profit will be available against which the temporary differences can be utilised.

The carrying amount of deferred tax assets is reviewed at the end of each reporting period and reduced to the extent that it is no longer probable that sufficient taxable profit will be available to allow all or part of the deferred tax asset to be utilised. Unrecognised deferred tax assets are reassessed at the end of each reporting period and are recognised to the extent that it has become probable that future taxable profit will allow the deferred tax asset to be recovered.

Deferred tax assets and liabilities are measured at the tax rates that are expected to apply in the year when the asset is realised or the liability is settled, based on tax rates (and tax laws) that have been enacted or substantively enacted at the end of each reporting period.

Deferred tax relating to items recognised outside profit or loss is recognised outside profit or loss. Deferred tax items are recognised in correlation to the underlying transaction either in other comprehensive income or directly in equity and deferred tax arising from a business combination is adjusted against goodwill on acquisition.

#### (c) Sales tax

Revenues, expenses and assets are recognised net of the amount of sales tax except:

- Where the sales tax incurred on a purchase of assets or services is not recoverable from the taxation authority, in which case the sales tax is recognised as part of the cost of acquisition of the asset or as part of the expense item as applicable; and
- Receivables and payables that are stated with the amount of sales tax included.

---

# NOTES TO THE FINANCIAL STATEMENTS

For the financial year ended 31 March 2017

## 2. Summary of significant accounting policies (cont'd)

### 2.22 Financial guarantee

A financial guarantee contract is a contract that requires the issuer to make specified payments to reimburse the holder for a loss it incurs because a specified debtor fails to make payment when due in accordance with the term of a debt instrument.

Financial guarantees are recognised initially as a liability at fair value, adjusted for transaction costs that are directly attributable to the issuance of the guarantee. Subsequent to initial recognition, financial guarantees are recognised as income in profit or loss over the period of the guarantee. If it is probable that the liability will be higher than the amount initially recognised less amortisation, the liability is recorded at the higher amount with the difference charged to profit or loss.

### 2.23 Hedge accounting

The Group uses derivative financial instruments such as interest rate swaps to hedge its interest rate risk exposures.

The Group applies hedge accounting for certain hedging relationship which qualify for hedge accounting. The Group designates certain derivatives as cash flow hedges when hedging exposure to variability in cash flows that is either attributable to a particular risk associated with a recognised asset or liability or a highly probable forecast transaction.

#### Cash flow hedges

The effective portion of the gain or loss on the hedging instrument is recognised directly in other comprehensive income in the hedging reserve, while any ineffective portion is recognised immediately in profit or loss.

Amounts recognised as other comprehensive income are transferred to profit or loss when the hedged transaction affects profit or loss. Where the hedged item is the cost of a non-financial asset or non-financial liability, the amounts recognised as other comprehensive income are transferred to the initial carrying amount of the non-financial asset or liability.

If the cash flow hedge is discontinued, the cumulative gain or loss previously recognised in other comprehensive income will remain in the hedging reserve until the future cash flows occur if the hedged future cash flows are still expected to occur or reclassified to profit or loss immediately if the hedged future cash flows are no longer expected to occur.

### 2.24 Share capital and share issuance expenses

Proceeds from issuance of ordinary shares are recognised as share capital in equity. Incremental costs directly attributable to the issuance of ordinary shares are deducted against share capital.

---

# NOTES TO THE FINANCIAL STATEMENTS

For the financial year ended 31 March 2017

## 2. Summary of significant accounting policies (cont'd)

### 2.25 Contingencies

A contingent liability is:

- (a) a possible obligation that arises from past events and whose existence will be confirmed only by the occurrence or non-occurrence of one or more uncertain future events not wholly within the control of the Group; or
- (b) a present obligation that arises from past events but is not recognised because:
  - (i) It is not probable that an outflow of resources embodying economic benefits will be required to settle the obligation; or
  - (ii) The amount of the obligation cannot be measured with sufficient reliability.

A contingent asset is a possible asset that arises from past events and whose existence will be confirmed only by the occurrence or non-occurrence of one or more uncertain future events not wholly within the control of the Group.

Contingent liabilities and assets are not recognised on the balance sheet of the Group, except for contingent liabilities assumed in a business combination that are present obligations and which the fair values can be reliably determined.

## 3. Significant accounting judgements and estimates

The preparation of the Group's consolidated financial statements requires management to make judgments, estimates and assumptions that affect the reported amounts of revenues, expenses, assets and liabilities, and the disclosure of contingent liabilities at the end of each reporting period. Uncertainty about these assumptions and estimates could result in outcomes that require a material adjustment to the carrying amount of the asset or liability affected in the future periods.

### 3.1 Judgement made in applying accounting policies

In the process of applying the Group's accounting policies, management has made the following judgement which has the most significant effect on the amounts recognised in the consolidated financial statements.

#### Determination of lease classification

The Group has entered into time charter lease agreements for its vessels. The Group evaluated the terms and conditions of the arrangements and assessed that the lease arrangements do not transfer ownership of the vessels to the lessees at the end of the lease terms. The Group determined that it does not transfer substantially all the risks and rewards of ownership of these vessels to the lessees and so accounted for the agreements as operating leases.



---

# NOTES TO THE FINANCIAL STATEMENTS

For the financial year ended 31 March 2017

## 3. Significant accounting judgements and estimates (cont'd)

### 3.2 Key sources of estimation uncertainty

The key assumptions concerning the future and other key sources of estimation uncertainty at the end of each reporting period are discussed below. The Group based its assumptions and estimates on parameters available when the financial statements were prepared. Existing circumstances and assumptions about future development, however, may change due to market changes or circumstances arising beyond the control of the Group. Such changes are reflected in the assumptions when they occur.

#### (a) Impairment of goodwill

As disclosed in Note 10 to the financial statements, the recoverable amounts of the cash generating units which goodwill has been allocated to are determined based on value in use calculations. The value in use calculations are based on discounted cash flow models. The recoverable amounts are most sensitive to the discount rates used for the discounted cash flow models as well as the expected future cash inflows and the growth rates used for extrapolation purposes. The key assumptions applied in the determination of the value in use calculations are disclosed in Note 10 to the financial statements.

As at 31 March 2017, the carrying amount of goodwill is US\$587,000 (2016: US\$702,000) (Note 10).

#### (b) Depreciation, useful lives and residual values of vessels

The Group reviews the estimated useful lives and residual values of the vessels regularly in order to determine the amount of depreciation expense to be recorded for each financial year. Changes in the expected level of usage and technological developments could impact the economic useful lives and the residual values of the vessels. Any changes in the economic useful lives and the residual values could impact the depreciation expense and consequently affect the Group's financial results. The economic useful lives and residual values of the vessels are reviewed at each reporting date, with any changes in estimates accounted for as a change in estimate and therefore prospectively.

The residual values of the vessels for the purpose of calculating the annual depreciation expense for the financial year is estimated using the average scrap steel price per light displacement ton less estimated costs of disposal of a complete vessel with all normal machinery and equipment on board.

As at 31 March 2017, the carrying amount of vessels is US\$150,268,000 (2016: US\$155,481,000) (Note 9).

#### (c) Impairment of investment in associated company and joint venture

The carrying value of the Group's investments in associated company and joint venture are reviewed for impairment in accordance with FRS 36 *Impairment of Assets*. The investments in associated company and joint venture are tested for impairment when the associated company or joint venture is in a net liabilities position or has suffered continual operating losses or has any other known impairment indicators.

As at 31 March 2017, the carrying amount of investments and allowance for impairment amounted to US\$3,697,000 (2016: US\$4,000,000) and US\$342,000 (2016: Nil) respectively (Note 13).

# NOTES TO THE FINANCIAL STATEMENTS

For the financial year ended 31 March 2017

## 3. Significant accounting judgements and estimates (cont'd)

### 3.2 Key sources of estimation uncertainty (cont'd)

#### (d) Impairment of investment in subsidiaries

The carrying value of the Company's investment in subsidiaries is reviewed for impairment in accordance with FRS 36 *Impairment of Assets*. The investment in subsidiaries is tested for impairment when a subsidiary is in a net liabilities position or has suffered continual operating losses or has any other known impairment indicators.

As at 31 March 2017, the carrying amount of investment and allowance for impairment amounted to US\$33,274,000 (2016: US\$33,274,000) and US\$649,000 (2016: US\$649,000) respectively (Note 11).

#### (e) Impairment of trade receivables

The Group assesses at the end of each reporting period whether there is any objective evidence that a financial asset is impaired. Factors such as the probability of insolvency or significant financial difficulties of the debtor and default or significant delay in payments are objective evidence of impairment. In determining whether there is objective evidence of impairment, the Group considers whether there is observable data indicating that there have been significant changes in the debtor's payment ability or whether there have been significant changes with adverse effect in the market, economic or legal environment in which the debtor operates in.

Where there is objective evidence of impairment, the amount and timing of future cash flows are estimated based on historical loss experience for assets with similar credit risk characteristics.

The carrying amount of the Group's trade receivables is US\$2,483,000 (2016: US\$3,694,000) (Note 16).

## 4. Revenue

	Group	
	2017	2016
	US\$'000	US\$'000
Charter hire income	31,778	32,322
Agency and logistics	11,683	12,599
	43,461	44,921

# NOTES TO THE FINANCIAL STATEMENTS

For the financial year ended 31 March 2017

## 5. Results from operating activities

The following items have been included in arriving at results from operating activities:

	Group	
	2017 US\$'000	2016 US\$'000
Audit fees paid to auditors of the Company	(63)	(98)
Contributions to defined contribution plans, included in staff and crew costs	(459)	(432)
Impairment loss on investment in joint venture	(342)	–
Property, plant and equipment written off	–	(13)
Operating lease expense	(1,086)	(995)

## 6. Finance and investment income

	Group	
	2017 US\$'000	2016 US\$'000
Interest income on deposits with banks	106	62
Net change in fair value of financial assets held for trading	39	(21)
	145	41

## 7. Taxation

	Group	
	2017 US\$'000	2016 US\$'000
<b>Consolidated income statement:</b>		
Current income tax		
- Current income taxation	15	8
- Under/(over) provision in respect of previous years	38	(8)
	53	–
Deferred income tax		
- Origination and reversal of temporary differences	–	(20)
Tax expense/(credit) recognised in profit or loss	53	(20)

# NOTES TO THE FINANCIAL STATEMENTS

For the financial year ended 31 March 2017

## 7. Taxation (cont'd)

A reconciliation between tax expense and the product of accounting profit multiplied by the applicable corporate tax rate for the financial years ended 31 March 2017 and 2016 is as follows:

	Group	
	2017 US\$'000	2016 US\$'000
Profit before taxation	8,603	9,568
Add: Share of results of associated company and joint venture, net of tax	258	124
	<b>8,861</b>	<b>9,692</b>
Tax using the Singapore tax rate of 17% (2016: 17%)	1,506	1,647
Adjustments:		
Non-deductible expenses	237	117
Income not subject to taxation	(1,957)	(2,084)
Deferred tax assets not recognised	229	308
Under/(over) provision in respect of previous years	38	(8)
Income tax expense/(credit) recognised in profit or loss	<b>53</b>	<b>(20)</b>

Profits from qualifying shipping activities of the Group are exempted from income tax under the provision of Section 13A of the Singapore Income Tax Act, Chapter 134.

As at 31 March 2017, certain subsidiaries of the Group have unutilised tax losses of US\$20,672,000 (2016: US\$20,177,000). The unutilised tax losses are available for carry forward and set off against future taxable profits subject to agreement by the Comptroller of Income Tax and compliance with the relevant provisions of the Singapore Income Tax Act. Deferred tax assets amounting to US\$3,514,000 (2016: US\$3,430,000) have not been recognised in the financial statements because it is uncertain whether future taxable profits will be available against which the aforementioned subsidiaries can utilise the benefits arising therefrom.

## 8. Earnings per share

The following tables reflect the profit and share data used in the computation of basic and diluted earnings per share for the financial years ended 31 March:

	Group	
	2017 US\$'000	2016 US\$'000
Profit for the year attributable to owners of the Company	8,550	9,588

# NOTES TO THE FINANCIAL STATEMENTS

For the financial year ended 31 March 2017

## 8. Earnings per share (cont'd)

	Group	
	2017	2016
	No. of shares '000	No. of shares '000
Weighted average number of ordinary shares for basic and diluted earnings per share computation	436,554	436,240

The basic and diluted earnings per share are calculated by dividing the profit for the year attributable to owners of the Company by the weighted average number of ordinary shares. There are no dilutive potential ordinary shares outstanding during the financial year.

## 9. Property, plant and equipment

Group	Renovations, Equipment and Motor					Total US\$'000
	Vessels US\$'000	Drydocking expenditure US\$'000	furniture and fittings US\$'000	computers US\$'000	vehicles US\$'000	
<b>Cost</b>						
At 1 April 2015	177,111	1,375	213	455	18	179,172
Additions	–	763	744	194	–	1,701
Written off	(2)	(578)	(119)	(29)	–	(728)
Exchange differences	–	–	*	3	*	3
At 31 March 2016 and 1 April 2016	177,109	1,560	838	623	18	180,148
Additions	984	1,238	47	103	–	2,372
Written off	–	(799)	–	–	–	(799)
Exchange differences	–	–	(26)	(10)	(1)	(37)
At 31 March 2017	178,093	1,999	859	716	17	181,684
<b>Accumulated depreciation</b>						
At 1 April 2015	15,492	933	144	314	9	16,892
Depreciation for the year	6,136	647	67	85	5	6,940
Written off	–	(578)	(109)	(28)	–	(715)
Exchange differences	–	–	*	5	*	5
At 31 March 2016 and 1 April 2016	21,628	1,002	102	376	14	23,122
Depreciation for the year	6,197	637	149	117	4	7,104
Written off	–	(799)	–	–	–	(799)
Exchange differences	–	–	(3)	(6)	(1)	(10)
At 31 March 2017	27,825	840	248	487	17	29,417
<b>Net carrying amount</b>						
At 31 March 2016	155,481	558	736	247	4	157,026
At 31 March 2017	150,268	1,159	611	229	–	152,267

\* Less than US\$1,000

# NOTES TO THE FINANCIAL STATEMENTS

For the financial year ended 31 March 2017

## 9. Property, plant and equipment (cont'd)

### *Assets pledged as security*

As at 31 March 2017, the Group's vessels with a carrying value of US\$87,646,000 (2016: US\$126,800,000) are mortgaged to secure bank borrowings (Note 21).

## 10. Goodwill

	Group	
	2017 US\$'000	2016 US\$'000
At beginning of the year	702	687
Written off due to voluntary liquidation of a subsidiary	(88)	–
Exchange differences	(27)	15
At end of the year	587	702

### *Impairment assessment on goodwill*

For the purpose of impairment assessment, goodwill have been allocated to two cash generating units as follows:

	Group	
	2017 US\$'000	2016 US\$'000
Agency business	253	356
Logistic business	334	346
	587	702

The recoverable amounts of the cash generating units have been determined based on value in use calculations using cash flow projections from financial budgets covering a five-year period. The following key assumptions are used in the value in use calculations:

- (i) the anticipated annual revenue growth included in the cash flow projections was 1.0% (2016: 1.0%) with no significant changes to the customer base; and
- (ii) pre-tax discount rate of 3.8% (2016: 4.5%) was applied in determining the recoverable amount of the businesses. The discount rate was estimated based on past experience and computed based on cost of debt assuming debt leveraging of 45% (2016: 56%) at a market interest rate of 3.2% (2016: 3.0%).

### Sensitivity to changes in assumptions

With regards to the value in use calculations, management believes that no reasonably possible changes in any of the above key assumptions would cause the carrying amounts of goodwill to materially exceed their recoverable amounts.

# NOTES TO THE FINANCIAL STATEMENTS

For the financial year ended 31 March 2017

## 11. Investment in subsidiaries/Amount due from subsidiaries

	Company	
	2017 US\$'000	2016 US\$'000
Unquoted equity shares, at cost	33,274	33,274
Impairment losses	(649)	(649)
	32,625	32,625
Amount due from subsidiaries	10,341	11,714

The amount due from subsidiaries is non-trade, unsecured and interest-free. The full settlement of the loans is neither planned nor likely to occur in the foreseeable future. As these loans are, in substance, a part of the Company's net investment in the subsidiaries, they are stated at cost less accumulated impairment losses, if any.

Details of the subsidiaries are as follows:

Name	Country of incorporation	Principal activities	Proportion of ownership interest	
			2017 %	2016 %
Island Line Pte Ltd	Singapore	Shipping and transport services	100	100
SSC Capricornus Leader Pte. Ltd. (formerly known as Ow Brothers Pte. Ltd.)	Singapore	Owning and chartering of a vessel	100	100
SSC Centaurus Leader Pte. Ltd.	Singapore	Owning and chartering of a vessel	100	100
SSC Sirius Leader Pte. Ltd.	Singapore	Owning and chartering of a vessel	100	100
SSC Investments (Pte) Limited	Singapore	Investment holding	100	100
SSC Boheme Pte. Ltd.	Singapore	Owning and chartering of a vessel	100	100
SSC Ship Management Pte Ltd	Singapore	Ship management	100	100
Singapore Shipping Agencies Pte. Ltd.	Singapore	Shipping agency, terminal operations, ancillary marine services and other related services	100	100
SSC Taurus 2015 (7000) Pte. Ltd.	Singapore	Owning and chartering of a vessel	100	100

# NOTES TO THE FINANCIAL STATEMENTS

For the financial year ended 31 March 2017

## 11. Investment in subsidiaries/Amount due from subsidiaries (cont'd)

Name	Country of incorporation	Principal activities	Proportion of ownership interest	
			2017 %	2016 %

*Controlled by Singapore Shipping Agencies Pte. Ltd.:*

Zetline Services Sdn. Bhd. <sup>(a)</sup>	Malaysia	Dormant	100	100
H.S.H. (Malaysia) Sdn. Bhd <sup>(b)</sup>	Malaysia	Shipping agency	100	100

All the subsidiaries incorporated in Singapore are audited by Ernst & Young LLP.

<sup>(a)</sup> In the process of voluntary liquidation

<sup>(b)</sup> Audited by P.S. Yap, ISMA & Associates, Malaysia

## 12. Amount due from subsidiaries (current)

	Company	
	2017 US\$'000	2016 US\$'000
Amount due from subsidiaries	27,093	16,373
Less: Allowance for impairment	(18,052)	(16,322)
	9,041	51

The amount due from subsidiaries is non-trade, unsecured, interest-free and repayable on demand.

Movements in allowance for impairment is as follows:

	Company	
	2017 US\$'000	2016 US\$'000
At beginning of the year	16,322	14,728
Impairment during the year	1,730	1,594
At end of the year	18,052	16,322



# NOTES TO THE FINANCIAL STATEMENTS

For the financial year ended 31 March 2017

## 13. Associated company and joint venture

	Group		Company	
	2017 US\$'000	2016 US\$'000	2017 US\$'000	2016 US\$'000
Investment in associated company	2,693	2,871	*	*
Investment in joint venture	1,004	1,129	1,208	1,208
Less: Allowance for impairment	(342)	–	(546)	–
	662	1,129	662	1,208
Total	3,355	4,000	662	1,208

\* Less than US\$1,000

Movements in allowance for impairment in respect of the investment in joint venture are as follows:

	Group		Company	
	2017 US\$'000	2016 US\$'000	2017 US\$'000	2016 US\$'000
Impairment during the year and at end of the year	342	–	546	–

Details of the associated company and joint venture are as follows:

Name	Country of incorporation	Principal activities	Proportion of ownership interest	
			2017 %	2016 %
MOB Cougar Pte Ltd <sup>(a)</sup>	Singapore	Owning and chartering of a vessel	30	30
Hai Poh Terminals Pte Ltd <sup>(b)</sup>	Singapore	Providing stevedoring and other port services	50	50

<sup>(a)</sup> Associated company, audited by Ernst & Young LLP

<sup>(b)</sup> Joint venture, audited by UHY Lee Seng Chan & Co

# NOTES TO THE FINANCIAL STATEMENTS

For the financial year ended 31 March 2017

## 13. Associated company and joint venture (cont'd)

Summarised financial information in respect of the associated company and joint venture, and reconciliation with their carrying amounts are as follows:

	<b>Group</b>	
	<b>2017</b>	<b>2016</b>
	<b>US\$'000</b>	<b>US\$'000</b>
<b>Associated company:</b>		
<b>Results</b>		
Revenue	3,829	2,657
Loss after taxation	(597)	(399)
<b>Assets and liabilities</b>		
Total assets	9,225	10,037
Total liabilities	(251)	(467)
Net assets	8,974	9,570
Proportion of the Group's ownership	30%	30%
Group's share of net assets	2,693	2,871
Carrying amount of the associated company	2,693	2,871
<b>Joint venture:</b>		
<b>Results</b>		
Revenue	1,118	1,316
Loss after taxation	(158)	(9)
<b>Assets and liabilities</b>		
Total assets	1,377	1,659
Total liabilities	(52)	(85)
Net assets	1,325	1,574
Proportion of the Group's ownership	50%	50%
Group's share of net assets	662	787
Goodwill on acquisition	–	342
Carrying amount of the joint venture	662	1,129

# NOTES TO THE FINANCIAL STATEMENTS

For the financial year ended 31 March 2017

## 14. Other assets

	Group	
	2017 US\$'000	2016 US\$'000
Club memberships	130	151

## 15. Inventories

	Group	
	2017 US\$'000	2016 US\$'000
<b>Balance sheet:</b>		
Consumables	369	447
<b>Income statement:</b>		
Inventories recognised as an expense in vessel operation costs	961	1,121

## 16. Trade and other receivables

	Group		Company	
	2017 US\$'000	2016 US\$'000	2017 US\$'000	2016 US\$'000
<b>Financial assets</b>				
Trade receivables	2,483	3,694	–	–
Deposits	576	269	–	1
Accrued interest receivable	10	14	4	14
Amount due from related parties	128	–	–	–
Sundry debtors	30	24	1	–
	3,227	4,001	5	15
<b>Non-financial assets</b>				
Advances	280	65	1	1
Prepayments	148	1,345	9	10
<b>Total trade and other receivables</b>	3,655	5,411	15	26

Trade receivables are non-interest bearing and are generally on 30 days terms. They are recognised at their original invoice amounts which represent their fair values on initial recognition.

The amount due from related parties is non-trade, unsecured, interest-free and repayable on demand.

# NOTES TO THE FINANCIAL STATEMENTS

For the financial year ended 31 March 2017

## 16. Trade and other receivables (cont'd)

Receivables that are past due but not impaired

The Group has trade receivables amounting to US\$1,139,000 (2016: US\$1,529,000) that are past due at the end of the reporting period but not impaired. These receivables are unsecured and the analysis of their aging at the end of the reporting period is as follows:

	Group	
	2017 US\$'000	2016 US\$'000
Trade receivables past due but not impaired:		
Lesser than 30 days	592	762
30 – 60 days	180	305
More than 60 days	367	462
	<u>1,139</u>	<u>1,529</u>

## 17. Financial assets held for trading

	Group	
	2017 US\$'000	2016 US\$'000
Quoted equity securities	131	92

## 18. Cash and cash equivalents

	Group		Company	
	2017 US\$'000	2016 US\$'000	2017 US\$'000	2016 US\$'000
Cash at banks and on hand	3,256	1,733	1,020	57
Short-term deposits	8,191	11,427	4,903	11,007
	<u>11,447</u>	<u>13,160</u>	<u>5,923</u>	<u>11,064</u>

The weighted average effective interest rate per annum at the end of the reporting period is as follows:

	Group		Company	
	2017 %	2016 %	2017 %	2016 %
Short-term deposits	1.3	1.0	1.2	1.0

# NOTES TO THE FINANCIAL STATEMENTS

For the financial year ended 31 March 2017

## 19. Trade and other payables

	Group		Company	
	2017 US\$'000	2016 US\$'000	2017 US\$'000	2016 US\$'000
<b>Financial liabilities</b>				
Trade payables	1,202	1,092	–	–
Sundry payables	1,049	1,252	3	3
Amount due to related parties	519	–	–	–
Accrued interest payable	219	280	–	–
Accrued operating expenses	3,241	4,019	219	248
	6,230	6,643	222	251
<b>Non-financial liabilities</b>				
Advance receipts from customers	585	590	–	–
<b>Total trade and other payables</b>	<b>6,815</b>	<b>7,233</b>	<b>222</b>	<b>251</b>

Trade payables are non-interest bearing and are normally settled on 30 - 60 days terms.

The amount due to related parties is non-trade, unsecured, interest-free and repayable on demand.

## 20. Amount due to subsidiaries

The amount due to subsidiaries is non-trade, unsecured, interest-free and repayable on demand.

## 21. Bank borrowings

	Group	
	2017 US\$'000	2016 US\$'000
Current bank borrowings	7,667	12,188
Non-current bank borrowings	69,908	83,226
	77,575	95,414

As at 31 March 2017, the carrying value of the vessels mortgaged as security for the bank borrowings is US\$87,646,000 (2016: US\$126,800,000) (Note 9).

As part of its interest rate risk management, the Group had entered into interest rate swaps to swap floating interest rates on US\$77,575,000 (2016: US\$100,314,000) of the bank borrowings to fixed interest rates. The notional principal amounts of the outstanding interest rate swap contracts and their corresponding fair values are disclosed in Note 22.

The weighted average effective interest rate per annum (after taking into consideration the interest rate swaps) at the end of the reporting period is 3.2% (2016: 3.0%).

# NOTES TO THE FINANCIAL STATEMENTS

For the financial year ended 31 March 2017

## 22. Derivative financial assets/(liabilities)

	Group			
	2017		2016	
	Notional amount US\$'000	Fair value US\$'000	Notional amount US\$'000	Fair value US\$'000
<b>Current</b>				
Interest rate swaps	7,667	(403)	17,088	(910)
<b>Non-current</b>				
Interest rate swaps	69,908	1,325	83,226	(1,625)

The interest rate swaps are designated as cash flow hedges for the Group's bank borrowings. See Note 21 for further details.

## 23. Deferred income

Deferred income arises from the adoption of straight-line basis for the recognition of charter hire income.

## 24. Share capital

	Group and Company			
	2017		2016	
	No. of shares '000	US\$'000	No. of shares '000	US\$'000
<b>Issued and fully paid ordinary shares</b>				
At beginning of the year	436,349	31,747	436,017	31,665
Issued during the year	308	65	332	82
At end of the year	436,657	31,812	436,349	31,747

On 1 August 2016, the Company issued 308,000 ordinary shares for fulfilling the grant of performance shares that were fully vested during the financial year.

On 30 July 2015, the Company issued 332,000 ordinary shares for fulfilling the grant of performance shares that were fully vested during the financial year ended 31 March 2016.

The holders of ordinary shares are entitled to receive dividends as and when declared by the Company. All ordinary shares carry one vote per share without restrictions. The ordinary shares have no par value.

# NOTES TO THE FINANCIAL STATEMENTS

For the financial year ended 31 March 2017

## 24. Share capital (cont'd)

### Singapore Shipping Corporation Limited Performance Share Plan 2015 ("SSC PSP")

Under the SSC PSP, an award granted represents the right to receive fully paid shares, free of charge, provided that certain pre-determined performance conditions (if applicable) are satisfied within the performance period (if applicable) during which such performance conditions are to be satisfied. Performance conditions are intended to be based on short to medium term corporate critical targets based on criteria such as total shareholders' returns, market share, market ranking, return on sales and gross operating profits being met over a short period of one to three years.

The persons eligible to participate in the SSC PSP are either selected employees of the Group of such rank as the Remuneration Committee may determine, or other participants as selected by the Remuneration Committee at its discretion, but shall exclude the independent directors of the Company, controlling shareholders and the associates of such controlling shareholders.

308,000 (2016: 332,000) ordinary shares were granted during the financial year.

## 25. Other reserves

	Group	
	2017 US\$'000	2016 US\$'000
Hedging reserve	922	(2,535)
Currency translation reserve	(1,508)	(1,020)
	(586)	(3,555)

## 26. Dividends

	Group and Company	
	2017 US\$'000	2016 US\$'000
<i>Declared and paid during the financial year:</i>		
Dividends on ordinary shares:		
- Final tax exempt (one-tier) dividend for 2016 of 1 Singapore cent (2015: 1 Singapore cent) per share	3,201	3,110
<i>Proposed but not recognised as a liability as at 31 March:</i>		
Dividends on ordinary shares, subject to shareholders' approval at the Annual General Meeting:		
- Final tax exempt (one-tier) dividend for 2017 of 1 Singapore cent (2016: 1 Singapore cent) per share	3,125	3,201

# NOTES TO THE FINANCIAL STATEMENTS

For the financial year ended 31 March 2017

## 27. Segment information

### (a) Operating segments

The Group has two reportable segments, namely ship owning and agency and logistics as follows:

- (i) Ship owning segment: Includes ship owning and ship management.
- (ii) Agency and logistics segment: Includes shipping agency, terminal operations, warehousing and logistics services.

Management monitors the results of each of these operating segments for the purpose of making decisions on resources allocation and performance assessment.

### For financial year ended 31 March 2017

	<b>Ship owning US\$'000</b>	<b>Agency and logistics US\$'000</b>	<b>Unallocated items* US\$'000</b>	<b>Inter- segment elimination US\$'000</b>	<b>Group US\$'000</b>
<b>Group's external revenue</b>	31,778	11,683	–	–	43,461
Segment results	12,271	2,232	–	–	14,503
Impairment loss on investment in joint venture	–	(342)	–	–	(342)
Finance costs	(2,854)	–	–	–	(2,854)
Share of results of associated company and joint venture, net of tax	(179)	(79)	–	–	(258)
Profit before unallocated items	9,238	1,811	–	–	11,049
Corporate costs	–	–	(2,846)	–	(2,846)
Finance and investment income	–	–	145	–	145
Exchange differences	–	–	255	–	255
Profit before taxation	9,238	1,811	(2,446)	–	8,603
Taxation	–	–	(53)	–	(53)
<b>Profit for the year</b>	<b>9,238</b>	<b>1,811</b>	<b>(2,499)</b>	<b>–</b>	<b>8,550</b>
Segment assets	164,266	9,990	–	(4,345)	169,911
Associated company and joint venture	2,693	662	–	–	3,355
<b>Total assets</b>	<b>166,959</b>	<b>10,652</b>	<b>–</b>	<b>(4,345)</b>	<b>173,266</b>
<b>Total liabilities</b>	<b>95,648</b>	<b>2,337</b>	<b>–</b>	<b>(4,345)</b>	<b>93,640</b>
<b>Capital expenditure</b>	<b>2,291</b>	<b>81</b>	<b>–</b>	<b>–</b>	<b>2,372</b>
<b>Depreciation</b>	<b>6,878</b>	<b>226</b>	<b>–</b>	<b>–</b>	<b>7,104</b>



# NOTES TO THE FINANCIAL STATEMENTS

For the financial year ended 31 March 2017

## 27. Segment information (cont'd)

### (a) Operating segments (cont'd)

For financial year ended 31 March 2016

	Ship owning US\$'000	Agency and logistics US\$'000	Unallocated items* US\$'000	Inter- segment elimination US\$'000	Group US\$'000
<b>Group's external revenue</b>	32,322	12,599	–	–	44,921
Segment results	13,094	2,112	–	–	15,206
Finance costs	(2,968)	–	–	–	(2,968)
Share of results of associated company and joint venture, net of tax	(120)	(4)	–	–	(124)
Profit before unallocated items	10,006	2,108	–	–	12,114
Corporate costs	–	–	(2,410)	–	(2,410)
Finance and investment income	–	–	41	–	41
Exchange differences	–	–	(177)	–	(177)
Profit before taxation	10,006	2,108	(2,546)	–	9,568
Taxation	–	–	20	–	20
<b>Profit for the year</b>	10,006	2,108	(2,526)	–	9,588
Segment assets	170,675	11,042	–	(4,728)	176,989
Associated company and joint venture	2,871	1,129	–	–	4,000
<b>Total assets</b>	173,546	12,171	–	(4,728)	180,989
<b>Total liabilities</b>	112,038	2,436	–	(4,728)	109,746
<b>Capital expenditure</b>	836	865	–	–	1,701
<b>Depreciation</b>	6,808	132	–	–	6,940

\* Unallocated items refer to corporate costs, finance and investment income, exchange differences and taxation.

# NOTES TO THE FINANCIAL STATEMENTS

For the financial year ended 31 March 2017

## 27. Segment information (cont'd)

### (b) Geographical segments

#### *Revenue by geographical segments*

The following table provides an analysis of the Group's revenue by geographical segments:

	Group	
	2017 US\$'000	2016 US\$'000
<b>Revenue</b>		
Japan	21,661	21,708
Singapore	11,564	12,503
Others	10,236	10,710
	<b>43,461</b>	<b>44,921</b>

#### *Assets and capital expenditure by geographical segments*

As the Group's vessels are deployed by the customers to various parts of the world, the directors do not consider it meaningful to allocate the assets and capital expenditure of the ship owning segment to specific geographical segments. The agency and logistics operations are mainly located in Singapore.

### (c) Information about major customers

	Group	
	2017 % of total revenue	2016 % of total revenue
<b>Revenue from:</b>		
Customer 1	50	48
Customer 2	23	24
Customer 3	8	8

There are 3 major customers identified by the management.

---

# NOTES TO THE FINANCIAL STATEMENTS

For the financial year ended 31 March 2017

## 28. Financial risk management objectives and policies

The Group and the Company are exposed to financial risks arising from their operations and the use of financial instruments. The key financial risks include credit risk, liquidity risk, foreign currency risk and interest rate risk. The board of directors reviews and agrees on policies and procedures for the management of these risks. The Audit and Risk Management Committee provides independent oversight to the effectiveness of the risk management process.

The following sections provide details regarding the Group's and Company's exposure to the above-mentioned financial risks and the objectives, policies and processes for the management of these risks.

### (a) Credit risk

Credit risk is the risk of loss that may arise on outstanding financial instruments should a counterparty default on its obligations. The Group's and the Company's exposure to credit risk arises primarily from trade and other receivables. For other financial assets (including cash and short-term deposits, investment securities and derivatives), the Group and the Company minimise credit risk by dealing exclusively with high credit rating counterparties.

The Group's objective is to seek continual revenue growth while minimising losses incurred due to increased credit risk exposure. The Group trades only with recognised and creditworthy third parties. It is the Group's policy that all customers who wish to trade on credit terms are subject to credit verification procedures. In addition, receivable balances are monitored on an ongoing basis with the result that the Group's exposure to bad debts is not significant.

#### Excessive risk concentration

Concentrations arise when a number of counterparties are engaged in similar business activities, or activities in the same geographical region, or have economic features that would cause their ability to meet contractual obligations to be similarly affected by changes in economic, political or other conditions. Concentrations indicate the relative sensitivity of the Group's performance to developments affecting a particular industry.

In order to avoid excessive concentrations of risk, the Group's policies and procedures include specific guidelines to focus on maintaining a diversified portfolio. Identified concentrations of credit risks are controlled and managed accordingly.

#### Exposure to credit risk

At the end of the reporting period, the Group's maximum exposure to credit risk is represented by the carrying amount of each class of financial assets, including derivative financial instruments recognised in the balance sheet.

At the end of the reporting period, the Company's maximum exposure to credit risk is represented by the carrying amount of each class of financial assets and corporate guarantees of US\$77,575,000 (2016: US\$95,414,000) provided by the Company to banks on the bank borrowings of certain subsidiaries.

---

# NOTES TO THE FINANCIAL STATEMENTS

For the financial year ended 31 March 2017

## 28. Financial risk management objectives and policies (cont'd)

### (a) Credit risk (cont'd)

#### Credit risk concentration profile

As at 31 March 2017, 40% (2016: 32%) of the Group's trade receivables were due from 3 (2016: 3) major customers. These customers are of good standing and have no history of default payments.

#### Financial assets that are neither past due nor impaired

Trade and other receivables that are neither past due nor impaired are with creditworthy debtors with good payment record with the Group. Cash and short-term deposits, investment securities and derivatives that are neither past due nor impaired are placed with or entered into with reputable financial institutions or companies with high credit ratings and no history of default.

### (b) Liquidity risk

Liquidity risk is the risk that the Group or the Company will encounter difficulty in meeting financial obligations due to shortage of funds. The Group's and the Company's exposure to liquidity risk arises primarily from mismatches of the maturities of financial assets and liabilities.

The Group's approach to managing liquidity is to ensure, as far as possible, that it will always have sufficient liquidity to meet its liabilities when due, under both normal and stressed conditions, without incurring unacceptable losses or risking damage to the Group's reputation. This is achieved through monitoring the cash flow requirements closely and optimising its cash return on investments.

#### Analysis of financial instruments by remaining contractual maturities

The table below summarises the maturity profile of the Group's and the Company's financial liabilities at the end of the reporting period based on contractual undiscounted repayment obligations.

# NOTES TO THE FINANCIAL STATEMENTS

For the financial year ended 31 March 2017

## 28. Financial risk management objectives and policies (cont'd)

### (b) Liquidity risk (cont'd)

Group	<----- Contractual cash flows ----->				
	Carrying amount US\$'000	Total US\$'000	Not later than 1 year US\$'000	Between 1 and 5 years US\$'000	More than 5 years US\$'000
<b>2017</b>					
Trade and sundry payables	2,251	2,251	2,251	-	-
Amount due to related parties	519	519	519	-	-
Accrued operating expenses	3,241	3,241	3,241	-	-
Bank borrowings and accrued interest	77,794	92,321	10,072	37,310	44,939
	83,805	98,332	16,083	37,310	44,939
<b>Derivative financial instruments</b>					
Interest rate swaps used for hedging (net settled)	(922)	(922)	403	(365)	(960)
	82,883	97,410	16,486	36,945	43,979
<b>2016</b>					
Trade and sundry payables	2,344	2,344	2,344	-	-
Accrued operating expenses	4,019	4,019	4,019	-	-
Bank borrowings and accrued interest	95,694	113,153	15,077	44,605	53,471
	102,057	119,516	21,440	44,605	53,471
<b>Derivative financial instruments</b>					
Interest rate swaps used for hedging (net settled)	2,535	2,535	910	1,869	(244)
	104,592	122,051	22,350	46,474	53,227

# NOTES TO THE FINANCIAL STATEMENTS

For the financial year ended 31 March 2017

## 28. Financial risk management objectives and policies (cont'd)

### (b) Liquidity risk (cont'd)

Company	<----- Contractual cash flows ----->				
	Carrying amount	Total	Not later than 1 year	Between 1 and 5 years	More than 5 years
	US\$'000	US\$'000	US\$'000	US\$'000	US\$'000
<b>2017</b>					
Sundry payables	3	3	3	-	-
Amount due to subsidiaries	5,262	5,262	5,262	-	-
Accrued operating expenses	219	219	219	-	-
	5,484	5,484	5,484	-	-
<b>Non-derivative financial liabilities</b>					
Financial guarantees	77,575	77,575	7,667	30,080	39,828
	83,059	83,059	13,151	30,080	39,828
<b>2016</b>					
Sundry payables	3	3	3	-	-
Amount due to subsidiaries	3,509	3,509	3,509	-	-
Accrued operating expenses	248	248	248	-	-
	3,760	3,760	3,760	-	-
<b>Non-derivative financial liabilities</b>					
Financial guarantees	95,414	95,414	12,188	35,190	48,036
	99,174	99,174	15,948	35,190	48,036

### (c) Foreign currency risk

The Group has transactional currency exposures arising from sales or purchases that are denominated in a currency other than the respective functional currencies of the Group entities, primarily Singapore Dollar.

Generally, borrowings are denominated in currencies that match the cash flows generated by the underlying operations of the Group's assets. This provides an economic hedge without derivatives being entered into and therefore hedge accounting is not applied in these circumstances.

The Group also regularly reviews its exposure to foreign currency risk and manages it by entering into foreign exchange options and/or forward exchange contracts where applicable.

# NOTES TO THE FINANCIAL STATEMENTS

For the financial year ended 31 March 2017

## 28. Financial risk management objectives and policies (cont'd)

### (c) Foreign currency risk (cont'd)

The currency giving rise to foreign currency risk is primarily the Singapore Dollar. The Group's and the Company's exposures to the Singapore Dollar are as follows:

	Group		Company	
	2017 US\$'000	2016 US\$'000	2017 US\$'000	2016 US\$'000
Trade and other receivables	52	35	*	*
Cash and cash equivalents	357	854	49	417
Trade and other payables	(2,109)	(1,891)	(222)	(251)
Amount due to subsidiaries	–	–	(1,054)	(6,931)
Net exposure	(1,700)	(1,002)	(1,227)	(6,765)

\* Less than US\$1,000

#### Sensitivity analysis

A 5% strengthening of the functional currency against the Singapore Dollar at the end of the reporting period would increase the profit before taxation by the amounts shown below.

	Group		Company	
	2017 US\$'000	2016 US\$'000	2017 US\$'000	2016 US\$'000
Profit before taxation	85	50	61	338

A 5% weakening of the functional currency against the Singapore Dollar at the end of the reporting period would have equal but opposite effect to the amounts shown above.

The above analysis assumes all other variables remain constant.

Management is of the view that the above sensitivity analysis may not be representative of the inherent foreign currency risk as year-end exposure may not reflect the actual exposure and circumstances during the year.

---

# NOTES TO THE FINANCIAL STATEMENTS

For the financial year ended 31 March 2017

## 28. Financial risk management objectives and policies (cont'd)

### (d) Interest rate risk

The Group's variable rate financial instruments are exposed to a risk of change in cash flows due to changes in interest rates. The Group's and Company's exposure to interest rate risk arises primarily from bank borrowings and short-term deposits.

The Group manages its exposure to changes in interest rates on bank borrowings by entering into interest rate swaps to convert the floating rate part of the bank borrowings to fixed rates. As at 31 March 2017, the Group has interest rate swaps with a total notional contract amount of US\$77,575,000 (2016: US\$100,314,000), whereby it pays fixed interest rates and receives variable rates pegged to the United States Dollar London Interbank Offer Rate. The Group classifies these interest rate swaps as cash flow hedges. The interest rate swaps will mature over the next 5 to 13 (2016: 2 to 14) years.

#### *Sensitivity analysis*

At the end of the reporting period, if interest rates had been 50 (2016: 50) basis points higher/lower with all other variables held constant, the Group's profit before taxation and equity would increase/(decrease) by US\$41,000 (2016: US\$57,000) and US\$418,000 (2016: US\$424,000) respectively. In computing the effect of changes in interest rates, the mitigating effect of interest rate swaps entered into by the Group has been considered.

At the end of the reporting period, if interest rates had been 50 (2016: 50) basis points higher/lower with all other variables held constant, the Company's profit before taxation would increase/(decrease) by US\$25,000 (2016: US\$55,000).



# NOTES TO THE FINANCIAL STATEMENTS

For the financial year ended 31 March 2017

## 28. Financial risk management objectives and policies (cont'd)

### (e) Financial assets and liabilities by category

	Group		Company	
	2017 US\$'000	2016 US\$'000	2017 US\$'000	2016 US\$'000
Trade and other receivables	3,227	4,001	5	15
Amount due from subsidiaries	-	-	9,041	51
Cash and cash equivalents	11,447	13,160	5,923	11,064
<b>Loans and receivables</b>	<b>14,674</b>	<b>17,161</b>	<b>14,969</b>	<b>11,130</b>
Financial assets held for trading	131	92	-	-
<b>Financial assets at fair value through profit or loss</b>	<b>131</b>	<b>92</b>	<b>-</b>	<b>-</b>
<b>Derivative financial assets used for hedging</b>	<b>1,325</b>	<b>-</b>	<b>-</b>	<b>-</b>
<b>Derivative financial liabilities used for hedging</b>	<b>(403)</b>	<b>(2,535)</b>	<b>-</b>	<b>-</b>
Trade and other payables	(6,230)	(6,643)	(222)	(251)
Amount due to subsidiaries	-	-	(5,262)	(3,509)
Bank borrowings	(77,575)	(95,414)	-	-
<b>Financial liabilities measured at amortised cost</b>	<b>(83,805)</b>	<b>(102,057)</b>	<b>(5,484)</b>	<b>(3,760)</b>

# NOTES TO THE FINANCIAL STATEMENTS

For the financial year ended 31 March 2017

## 29. Fair value of assets and liabilities

### (a) Fair value hierarchy

The Group categories fair value measurements using a fair value hierarchy that is dependent on the valuation inputs used as follows:

- Level 1 – Quoted prices (unadjusted) in active market for identical assets or liabilities that the Group can access at the measurement date;
- Level 2 – Inputs other than quoted prices included within Level 1 that are observable for the asset or liability, either directly or indirectly; and
- Level 3 – Unobservable inputs for the asset or liability.

Fair value measurements that use inputs of different hierarchy levels are categorised in its entirety in the same level of the fair value hierarchy as the lowest level input that is significant to the entire measurement.

### (b) Assets and liabilities measured at fair value

The following table shows an analysis of each class of assets and liabilities measured at fair value at the end of the reporting period:

Group	Fair value measurements at the end of the reporting period using			
	Quoted prices in active markets for identical instruments	Significant other observable inputs other than quoted prices	Significant unobservable inputs	Total
	(Level 1)	(Level 2)	(Level 3)	
	US\$'000	US\$'000	US\$'000	US\$'000
<b>2017</b>				
<b>Financial assets measured at fair value:</b>				
Derivative financial assets	–	1,325	–	1,325
Financial assets held for trading	131	–	–	131
	131	1,325	–	1,456
<b>Financial liabilities measured at fair value:</b>				
Derivative financial liabilities	–	(403)	–	(403)

# NOTES TO THE FINANCIAL STATEMENTS

For the financial year ended 31 March 2017

## 29. Fair value of assets and liabilities (cont'd)

### (b) Assets and liabilities measured at fair value (cont'd)

Group	Fair value measurements at the end of the reporting period using				
	Quoted prices in active markets for identical instruments (Level 1)	Significant other observable inputs other than quoted prices (Level 2)		Significant unobservable inputs (Level 3)	Total
		(US\$'000)	(US\$'000)		
<b>2016</b>					
<b>Financial assets measured at fair value:</b>					
Financial assets held for trading	92	–	–	92	
<b>Financial liabilities measured at fair value:</b>					
Derivative financial liabilities	–	(2,535)	–	(2,535)	

### (c) Level 2 fair value measurements

Interest rate swap contracts are valued using a valuation technique with market observable inputs.

## 30. Capital management

The Board's policy is to have a strong capital base to maintain investor, creditor and market confidence and to sustain future development of the business.

The Group defines capital to include funds raised through the issuance of ordinary share capital and all components of equity. The Group manages its capital to ensure entities in the Group will be able to continue as a going concern while maximising the return to shareholders through optimisation of the debt and equity balance. The Group actively reviews its capital structure and considers the cost of capital and the risks associated with each class of capital. As at 31 March 2017, the Group had an outstanding debt exposure of US\$77,575,000 (2016: US\$95,414,000). The Group balances its overall capital structure through the payment of dividends, return of capital to shareholders, new share issues as well as the issue of new debt or the redemption of existing debt.

There were no changes in the Group's approach to capital management during the financial year.

The Group's ship owning subsidiaries are subject to externally imposed capital requirements as required under Regulation 7 of the Merchant Shipping Act (Chapter 179). These companies have complied with the requirements during the financial year.

# NOTES TO THE FINANCIAL STATEMENTS

For the financial year ended 31 March 2017

## 31. Related party transactions

### (a) Compensation of key management personnel

	Group	
	2017 US\$'000	2016 US\$'000
<b>Directors of the Company</b>		
Directors' fees	159	159
Short-term employee benefits	2,121	2,090
Contributions to defined contribution plans	24	20
	2,304	2,269
<b>Other key management personnel</b>		
Short-term employee benefits	1,037	946
Contributions to defined contribution plans	67	43
Share-based compensation	58	82
	1,162	1,071
Total	3,466	3,340

### (b) Other related party transactions

In addition to the related party information disclosed elsewhere in the financial statements, the following significant transactions between the Group and related parties took place at terms agreed between the parties during the financial year:

	Management and <----- service fees ----->		Rental	Purchase of goods and services
	Received and receivable US\$'000	Paid and payable US\$'000	Paid and payable US\$'000	Paid and payable US\$'000
<b>2017</b>				
Associated company and joint venture	460	-	-	-
Companies related to a director	-	(453)	(615)	-
<b>2016</b>				
Associated company and joint venture	447	-	-	-
Companies related to a director	-	(356)	(369)	(132)

# NOTES TO THE FINANCIAL STATEMENTS

For the financial year ended 31 March 2017

## 32. Commitments

### Operating leases

#### *As lessor*

The Group leases out its vessels under operating leases. The future minimum lease payments to be received under non-cancellable lease agreements for vessels are as follows:

	Group	
	2017 US\$'000	2016 US\$'000
Within 1 year	36,537	36,537
Between 1 and 5 years	142,364	144,189
More than 5 years	286,955	321,667
	<b>465,856</b>	<b>502,393</b>

#### *As lessee*

The Group has committed to lease a warehouse under non-cancellable operating lease. Future minimum rental payable at the end of the reporting period is as follows:

	Group	
	2017 US\$'000	2016 US\$'000
Within 1 year	254	386
Between 1 and 5 years	318	–
	<b>572</b>	<b>386</b>

## 33. Contingent liabilities

The Company had provided performance guarantees to third party with respect to charter party agreements for the charter of vessels by subsidiaries to the third party.

## 34. Comparative figures

The financial statements for the financial year ended 31 March 2016 were audited by another auditor whose report dated 14 June 2016 expressed an unqualified opinion on those financial statements.

## 35. Authorisation of financial statements for issue

The financial statements of the Company for the financial year ended 31 March 2017 were authorised for issue in accordance with a resolution of the directors on 16 June 2017.

# SHAREHOLDINGS STATISTICS

As at 15 June 2017

Number of Issued and Paid-up Share Capital	:	S\$44,547,752
Number of Issued and Paid-up Shares	:	436,656,591
Class of Shares:	:	Ordinary Shares
Voting Rights:	:	One Vote per Ordinary Share
Number and Percentage of Treasury Shares:	:	Nil
Number and Percentage of Subsidiary Holdings Held	:	Nil

## BREAKDOWN OF SHAREHOLDINGS BY RANGE

Size of Shareholdings	No. of Shareholders	% of Shareholders	No. of Shares	% of Issued Share Capital
1 - 99	9	0.11	298	0.00
100 - 1,000	560	6.95	476,927	0.11
1,001 - 10,000	4,608	57.18	25,901,130	5.93
10,001 - 1,000,000	2,857	35.45	144,933,238	33.19
1,000,001 and Above	25	0.31	265,344,998	60.77
<b>TOTAL</b>	<b>8,059</b>	<b>100.00</b>	<b>436,656,591</b>	<b>100.00</b>

## TWENTY LARGEST SHAREHOLDERS

No.	Name of Shareholder	No. of Shares	% of Issued Share Capital
1	OW CHIO KIAT	153,704,500	35.20
2	CHU SIEW HOONG CHRISTOPHER	13,652,000	3.13
3	TAN GIM TEE HOLDINGS PTE LTD	13,200,000	3.02
4	KIERSTEN OW YILING (OU YILING)	13,043,800	2.99
5	UNITED OVERSEAS BANK NOMINEES PTE LTD	10,361,400	2.37
6	DBS NOMINEES PTE LTD	9,766,150	2.24
7	HT OFFSHORE PTE. LTD.	8,000,000	1.83
8	HAI SUN HUP GROUP PTE LTD	6,200,000	1.42
9	RAFFLES NOMINEES (PTE) LTD	5,988,450	1.37
10	OCBC NOMINEES SINGAPORE PTE LTD	4,697,400	1.08
11	CITIBANK NOMINEES SINGAPORE PTE LTD	4,690,150	1.07
12	LIM & TAN SECURITIES PTE LTD	2,314,800	0.53
13	OCBC SECURITIES PRIVATE LTD	1,917,248	0.44
14	CHONG SIEW LEE MICHELE (ZHANG SHULI MICHELE)	1,869,000	0.43
15	ABN AMRO CLEARING BANK N.V.	1,854,400	0.43
16	BNP PARIBAS SECURITIES SERVICES	1,664,700	0.38
17	NG KEE SENG	1,583,000	0.36
18	PHILLIP SECURITIES PTE LTD	1,578,600	0.36
19	ANG SHAO WEN (HONG SHAO WEN)	1,552,000	0.36
20	ESTATE OF WONG KIM SOON, DECEASED	1,460,000	0.33
	<b>TOTAL</b>	<b>259,097,598</b>	<b>59.34</b>

# SHAREHOLDINGS STATISTICS

As at 15 June 2017

## SUBSTANTIAL SHAREHOLDER

(As recorded in the Register of Substantial Shareholders as at 15 June 2017)

Name	Direct Interest		Deemed Interest		Total	
	No. of Shares	%	No. of Shares	%	No. of Shares	%
Ow Chio Kiat	153,704,500	35.20	7,340,000	1.68	161,044,500	36.88

Notes:

Mr Ow Chio Kiat is deemed interested in the following shares:

- (1) 1,015,000 shares held by his spouse, Madam Lim Siew Feng;
- (2) 6,200,000 shares held by Hai Sun Hup Group Pte Ltd by virtue of his controlling interests in Hai Sun Hup Group Pte Ltd; and
- (3) 125,000 shares held by Maritime Properties Pte Ltd by virtue of his controlling interests in Maritime Properties Pte Ltd.

## SHAREHOLDING HELD IN THE HANDS OF PUBLIC

To the best knowledge of the Company and based on information provided to the Company as at 15 June 2017, approximately 56.51% of the issued and paid-up shares of the Company are held in the hands of the public. Accordingly, the Company has complied with Rule 723 of the Listing Manual of the Singapore Exchange Securities Trading Limited.

---

# NOTICE OF ANNUAL GENERAL MEETING AND BOOKS CLOSURE

## SINGAPORE SHIPPING CORPORATION LIMITED

Company Registration No. 198801332G

(Incorporated in the Republic of Singapore)

**NOTICE IS HEREBY GIVEN** that the 29th Annual General Meeting of Singapore Shipping Corporation Limited (the "Company") will be held at Singapore Chinese Cultural Centre, Multi-purpose Hall (Level 7), 1 Straits Boulevard, Singapore 018906, on Friday, 28 July 2017 at 10.00 a.m. to transact the following business:

### ORDINARY BUSINESS

1. To receive and adopt the Audited Financial Statements for the financial year ended 31 March 2017 and the Directors' Statement and Auditor's Report thereon. **(Resolution 1)**
2. To declare a final tax exempt (one-tier) dividend of 1.0 Singapore cent per ordinary share for the financial year ended 31 March 2017. **(Resolution 2)**
3. To approve the payment of Directors' Fees of S\$220,000 for the financial year ended 31 March 2017 (2016: S\$220,000). **(Resolution 3)**
4. To approve Directors' Fees of up to S\$220,000 payable by the Company quarterly in arrears for the financial year ending 31 March 2018.

*Note: This Resolution, if passed, will facilitate the payment of Directors' Fees during the financial year in which the fees are incurred on a quarterly basis, that is, during the financial year from 1 April 2017 to 31 March 2018.* **(Resolution 4)**

5. To re-elect Ow Cheo Guan, a Director who is retiring by rotation in accordance with Article 91 of the Company's Constitution, and being eligible, offers himself for re-election.

*Note: Ow Cheo Guan will, upon his re-election as Director, remain as Deputy Executive Chairman. He is the brother of the Executive Chairman, Ow Chio Kiat, who is also a substantial shareholder of the Company, and the uncle of the Executive Director and Chief Executive Officer, Ow Yew Heng.* **(Resolution 5)**

(Mr Tan Guong Ching, an Independent Non-Executive Director, will also retire by rotation in accordance with Article 91 of the Company's Constitution at the Annual General Meeting. He has given notice to the Company that he is not seeking re-election at the Annual General Meeting. His retirement from the Board will take effect upon the conclusion of the Annual General Meeting. Mr Tan will, upon retirement, cease to be the Lead Independent Director, Chairman of Audit and Risk Management Committee, member of Nominating and Remuneration Committees.)

6. To re-appoint Ernst & Young LLP as auditors of the Company and to authorise the Directors to fix their remuneration. **(Resolution 6)**



---

# NOTICE OF ANNUAL GENERAL MEETING AND BOOKS CLOSURE

## SINGAPORE SHIPPING CORPORATION LIMITED

Company Registration No. 198801332G  
(Incorporated in the Republic of Singapore)

### SPECIAL BUSINESS

To consider and, if thought fit, to pass, the following as ordinary resolutions, with or without modifications:

7. "That authority be and is hereby given to the Directors to:
- (a) (i) allot and issue shares in the capital of the Company ("Shares") whether by way of rights, bonus or otherwise; and/or
  - (ii) make or grant offers, agreements or options (collectively, "Instruments") that might or would require Shares to be issued, including but not limited to the creation and issue of (as well as adjustments to) warrants, debentures or other instruments convertible into Shares,
- at any time and upon such terms and conditions and for such purposes and to such persons as the Directors may in their absolute discretion deem fit; and
- (b) (notwithstanding that the authority conferred by this Resolution may have ceased to be in force) issue Shares in pursuance of any Instruments made or granted by the Directors while this Resolution was in force,

provided that:

- (i) the aggregate number of Shares to be issued pursuant to this Resolution (including Shares to be issued in pursuance of Instruments made or granted pursuant to this Resolution), shall not exceed 50% of the total number of issued Shares (excluding treasury shares and subsidiary holdings, if any) (as calculated in accordance with sub-paragraph (ii) below), of which the aggregate number of Shares to be issued other than on a pro rata basis to shareholders of the Company (including Shares to be issued in pursuance of Instruments made or granted pursuant to this Resolution) shall not exceed 20% of the total number of issued Shares (excluding treasury shares and subsidiary holdings, if any) (as calculated in accordance with sub-paragraph (ii) below);
- (ii) (subject to such manner of calculation as may be prescribed by the SGX-ST) for the purpose of determining the aggregate number of Shares (including Shares to be issued in pursuance of Instruments made or granted pursuant to this Resolution) that may be issued under sub-paragraph (i) above, the total number of issued Shares (excluding treasury shares and subsidiary holdings, if any) shall be based on the total number of issued Shares (excluding treasury shares and subsidiary holdings, if any) at the time this Resolution is passed, after adjusting for: (1) new Shares arising from the conversion or exercise of any convertible securities or share options or vesting of share awards which are outstanding or subsisting at the time this Resolution is passed; and (2) any subsequent bonus issue, consolidation or sub-division of Shares;
- (iii) in exercising the authority conferred by this Resolution, the Company shall comply with the provisions of the Listing Manual of the SGX-ST for the time being in force (unless such compliance has been waived by the SGX-ST), all applicable requirements under the Companies Act (Chapter 50) and the Constitution of the Company for the time being; and

---

# NOTICE OF ANNUAL GENERAL MEETING AND BOOKS CLOSURE

## SINGAPORE SHIPPING CORPORATION LIMITED

Company Registration No. 198801332G

(Incorporated in the Republic of Singapore)

- (iv) (unless revoked or varied by the Company in general meeting) the authority conferred by this Resolution shall continue in force until the conclusion of the next Annual General Meeting of the Company or the date by which the next Annual General Meeting of the Company is required by law to be held, whichever is earlier.”

*Note: This Resolution, if passed, will authorise the Directors, from the date of this Annual General Meeting until the next Annual General Meeting, or the date by which the next Annual General Meeting is required by law to be held or when varied or revoked by the Company in a general meeting, whichever is earlier, to allot and issue Shares, to make or grant Instruments convertible into Shares, and to allot and issue Shares in pursuance of such Instruments, up to a number not exceeding, in total, 50% of the total number of issued Shares (excluding treasury shares and subsidiary holdings, if any), with a sub-limit of 20% for issues other than on a pro rata basis to shareholders.*

**(Resolution 7)**

8. “That authority be and is hereby given to the Directors to:

- (a) offer and grant options in accordance with the provisions of the Singapore Shipping Corporation Limited Share Option Plan 2015 and/or grant awards in accordance with the provisions of the Singapore Shipping Corporation Limited Performance Share Plan 2015 (together the “Share Plans”); and
- (b) allot and issue from time to time such number of Shares as may be required to be issued pursuant to the exercise of options under the Singapore Shipping Corporation Limited Share Option Plan 2015 and/or such number of fully paid Shares as may be required to be issued pursuant to the vesting of awards under the Singapore Shipping Corporation Limited Performance Share Plan 2015,

provided always that the aggregate number of Shares to be issued pursuant to the Share Plans shall not exceed 15% of the total number of issued Shares (excluding treasury shares and subsidiary holdings, if any) from time to time and that such authority shall, unless revoked or varied by the Company in a general meeting, continue in force until the conclusion of the Company’s next Annual General Meeting or the date by which the next Annual General Meeting of the Company is required by law to be held, whichever is earlier.”

*Note: This Resolution, if passed, will empower the Directors, from the date of this Annual General Meeting until the next Annual General Meeting, or the date by which the next Annual General Meeting is required by law to be held or when varied or revoked by the Company in a general meeting, whichever is earlier, to offer and grant options and/or awards, and to allot and issue new Shares, pursuant to the Share Plans, provided that the aggregate number of Shares to be issued pursuant to the Share Plans shall not exceed 15% of the total number of issued Shares (excluding treasury shares and subsidiary holdings, if any) from time to time.*

**(Resolution 8)**

### OTHER BUSINESS

To transact any other business that may be transacted at an Annual General Meeting of the Company.

---

# NOTICE OF ANNUAL GENERAL MEETING AND BOOKS CLOSURE

## SINGAPORE SHIPPING CORPORATION LIMITED

Company Registration No. 198801332G  
(Incorporated in the Republic of Singapore)

**NOTICE IS ALSO HEREBY GIVEN** that the Share Transfer Books and Register of Members of the Company will be closed on 10 August 2017 for the preparation of dividend warrants. Duly completed registrable transfers received by the Company's Registrar, M & C Services Private Limited, at 112 Robinson Road, #05-01, Singapore 068902, up to the close of business at 5.00 p.m. on 10 August 2017 will be registered to determine shareholders' entitlement to the proposed final dividend. In respect of Shares in securities accounts with The Central Depository (Pte) Limited ("CDP"), the proposed final dividend will be paid by the Company to CDP which will in turn distribute the dividend entitlements to such holders of Shares in accordance with its practice.

If approved, the proposed final dividend will be paid on 23 August 2017.

BY ORDER OF THE BOARD

**LEE LI HUANG**  
COMPANY SECRETARY

Singapore  
6 July 2017

---

# NOTICE OF ANNUAL GENERAL MEETING AND BOOKS CLOSURE

## SINGAPORE SHIPPING CORPORATION LIMITED

Company Registration No. 198801332G

(Incorporated in the Republic of Singapore)

### Notes:

1. A member who is not a Relevant Intermediary is entitled to appoint not more than two proxies to attend, speak and vote at the meeting of the Company. Where such member's form of proxy appoints more than one proxy, the proportion of the shareholding concerned to be represented by each proxy shall be specified in the form of proxy. "Relevant Intermediary" has the meaning ascribed to it in Section 181 of the Companies Act (Chapter 50).
2. A member who is a Relevant Intermediary is entitled to appoint more than two proxies to attend, speak and vote at the meeting of the Company, but each proxy must be appointed to exercise the rights attached to a different Share or Shares held by such member. Where more than one proxy is appointed, the number and class of Shares in relation to which each proxy has been appointed shall be specified in the form of proxy.
3. A proxy need not be a member of the Company.
4. If a member is a corporation, the form of proxy must be executed either under its common seal or under the hand of an attorney or a duly authorised officer of the corporation.
5. A depositor's name must appear in the Depository Register maintained by The Central Depository (Pte) Limited as at 72 hours before the time appointed for holding the Annual General Meeting in order for the depositor to be entitled to attend, speak and vote at the Annual General Meeting.
6. The instrument appointing a proxy or proxies must be deposited at the office of the Company's Share Registrar, M & C Services Private Limited at 112 Robinson Road, #05-01, Singapore 068902, not less than 48 hours before the time appointed for the Annual General Meeting. Completion and return of the form of proxy by a member will not prevent him from attending and voting at the Annual General Meeting if he so wishes. In such event, the relevant proxy form will be deemed to be revoked.

**Personal data privacy:** By submitting an instrument appointing a proxy(ies) and/or representative(s) to attend, speak and vote at the Annual General Meeting and/or any adjournment thereof, a member of the Company (i) consents to the collection, use and disclosure of the member's personal data by the Company (or its agents) for the purpose of the processing and administration by the Company (or its agents) of proxies and representatives appointed for the Annual General Meeting (including any adjournment thereof) and the preparation and compilation of the attendance lists, minutes and other documents relating to the Annual General Meeting (including any adjournment thereof), and in order for the Company (or its agents) to comply with any applicable laws, listing rules, regulations and/or guidelines (collectively, the "Purposes"), (ii) warrants that where the member discloses the personal data of the member's proxy(ies) and/or representative(s) to the Company (or its agents), the member has obtained the prior consent of such proxy(ies) and/or representative(s) for the collection, use and disclosure by the Company (or its agents) of the personal data of such proxy(ies) and/or representative(s) for the Purposes, and (iii) agrees that the member will indemnify the Company in respect of any penalties, liabilities, claims, demands, losses and damages as a result of the member's breach of warranty.

# PROXY FORM

## SINGAPORE SHIPPING CORPORATION LIMITED

Company Registration No. 198801332G  
(Incorporated in the Republic of Singapore)

### IMPORTANT:

1. Relevant Intermediaries (as defined in Section 181 of the Companies Act (Chapter 50)) (the "Act") may appoint more than two proxies to attend, speak and vote at the Annual General Meeting.
2. For CPF/SRS investors who have used their CPF/SRS monies to buy Singapore Shipping Corporation Limited shares, this proxy form is not valid for use and shall be ineffective for all intents and purposes if used or purported to be used by them. CPF/SRS investors should contact their respective Agent Banks/SRS Operators if they have any queries regarding their appointment as proxies.

### PERSONAL DATA PRIVACY

By submitting an instrument appointing a proxy(ies) or representative(s), the member accepts and agrees to the personal data privacy terms set out in the Notice of Annual General Meeting dated 6 July 2017.

I/We \_\_\_\_\_ (Name) \_\_\_\_\_ (NRIC/Passport/Company Registration No.)  
of \_\_\_\_\_ (Address)  
being a member/members of Singapore Shipping Corporation Limited (the "Company"), hereby appoint:

Name	Address	NRIC/ Passport Number	Proportion of Shareholdings	
			No. of Shares	%

and/or (please delete as appropriate)

Name	Address	NRIC/ Passport Number	Proportion of Shareholdings	
			No. of Shares	%

or failing him/them, the Chairman of the Annual General Meeting ("AGM"), as my/our proxy/proxies, to attend, speak and vote for me/us and on my/our behalf at the AGM of the Company to be held at Singapore Chinese Cultural Centre, Multi-purpose Hall (Level 7), 1 Straits Boulevard, Singapore 018906, on Friday, 28 July 2017 at 10.00 a.m. and at any adjournment thereof. I/We direct my/our proxy/proxies to vote for or against the resolutions to be proposed at the AGM as indicated hereunder. In the absence of specific directions as to voting is given, the proxy/proxies may vote or abstain from voting at his/their discretion.

No.	Resolutions relating to:	For*	Against*
<b>Ordinary Business</b>			
1.	Adoption of the Audited Financial Statements and the Directors' Statement and Auditor's Report thereon		
2.	Declaration of Final Tax Exempt (One-Tier) Dividend		
3.	Approval of Directors' Fees for financial year ended 31 March 2017		
4.	Approval of Directors' Fees for financial year ending 31 March 2018		
5.	Re-election of Ow Cheo Guan as Director		
6.	Re-appointment of Auditors		
<b>Special Business</b>			
7.	Authority to allot and issue Shares		
8.	Authority to offer and grant options and/or awards, and to issue new Shares in accordance with the provisions of the Share Plans		

\* Voting will be conducted by poll. If you wish to exercise all your votes "For" or "Against", please indicate so with a [✓] within the box provided. Alternatively, please indicate the number of votes as appropriate.

Dated this \_\_\_\_\_ day of \_\_\_\_\_, 2017

<b>Total Number of Shares Held (Note 1)</b>	
---	--

Signature(s) or Common Seal of Member(s)

**Important: Please read the notes on the overleaf.**



## NOTES

1. Please insert the total number of shares in the share capital of the Company ("Shares") held by you. If you have Shares entered against your name in the Depository Register (maintained by The Central Depository (Pte) Limited), you should insert that number of Shares. If you have Shares registered in your name in the Register of Members (maintained by or on behalf of the Company), you should insert that number of Shares. If you have Shares entered against your name in the Depository Register and Shares registered in your name in the Register of Members, you should insert the aggregate number of Shares entered against your name in the Depository Register and registered in your name in the Register of Members. If no number is inserted, the instrument appointing a proxy or proxies shall be deemed to relate to all the Shares held by you.
2. "Relevant Intermediary" has the meaning ascribed to it in Section 181 of the Act.
3. A member who is not a Relevant Intermediary is entitled to appoint not more than two proxies to attend, speak and vote at the meeting of the Company. Where such member appoints more than one proxy, the proportion of the shareholding concerned to be represented by each proxy shall be specified in the instrument appointing a proxy or proxies. If no proportion of shareholdings is specified, the proxy whose name appears first shall be deemed to carry 100 per cent of the shareholdings of his/its appointor and the proxy whose name appears after shall be deemed to be appointed in the alternate.
4. A member who is a Relevant Intermediary is entitled to appoint more than two proxies to attend, speak and vote at the meeting of the Company, but each proxy must be appointed to exercise the rights attached to a different Share or Shares held by such member. Where more than one proxy is appointed, the number and class of Shares in relation to which each proxy has been appointed shall be specified in the instrument appointing a proxy or proxies. In relation to a Relevant Intermediary who wishes to appoint more than two proxies, it should annex to the instrument appointing a proxy or proxies the list of proxies, setting out, in respect of each proxy, the name, address, NRIC/Passport Number and proportion of shareholding (number of shares and percentage) in relation to which the proxy has been appointed. For the avoidance of doubt, a CPF Agent Bank who intends to appoint CPF investors as its proxies shall comply with this Note.
5. A proxy need not be a member of the Company.
6. To be effective, the instrument appointing a proxy or proxies must be deposited at the office of the Company's Share Registrar, M & C Services Private Limited at 112 Robinson Road, #05-01, Singapore 068902, not less than 48 hours before the time appointed for the meeting.
7. Completion and return of the instrument appointing a proxy or proxies shall not preclude a member from attending and voting at the meeting. Any appointment of a proxy or proxies shall be deemed to be revoked if a member attends the meeting in person, and in such event, the Company reserves the right to refuse to admit any person or persons appointed under the instrument appointing a proxy or proxies to the meeting.
8. The instrument appointing a proxy or proxies must be executed under the hand of the appointor or of his attorney duly authorised in writing. Where the instrument appointing a proxy or proxies is executed by a corporation, it must be executed either under its common seal or under the hand of an attorney or a duly authorised officer of the corporation.
9. Where an instrument appointing a proxy or proxies is signed on behalf of the appointor by an attorney, the letter or power of attorney or a duly certified copy thereof must (failing previous registration with the Company) be lodged with the instrument appointing a proxy or proxies, failing which the instrument may be treated as invalid.
10. A corporation which is a member may authorise by resolution of its directors or other governing body such person as it thinks fit to act as its representative at the meeting, in accordance with Section 179 of the Act.

## GENERAL

The Company shall be entitled to reject the instrument appointing a proxy or proxies if it is incomplete, improperly completed or illegible or where the true intentions of the appointer are not ascertainable from the instructions of the appointer specified in the instrument appointing a proxy or proxies. In addition, in the case of members whose Shares are entered against their names in the Depository Register, the Company may reject any instrument appointing a proxy or proxies lodged if such members are not shown to have Shares entered against their names in the Depository Register as at 72 hours before the time appointed for holding the meeting, as certified by The Central Depository (Pte) Limited to the Company.

# SHAREHOLDER CALENDAR

<b>July 2017</b>	Annual General Meeting for financial year ended 31 March 2017 ("FY2017") Announcement of financial year ending 31 March 2018 ("FY2018") first quarter results
<b>August 2017</b>	Scheduled payment of final dividend for FY2017
<b>November 2017</b>	Announcement of FY2018 second quarter results
<b>February 2018</b>	Announcement of FY2018 third quarter results
<b>May 2018</b>	Announcement of FY2018 full year results



*Cargo Discharging Operation at  
Pasir Panjang Terminal*





**Singapore Shipping Corporation Limited**

200 Cantonment Road

#09-01 Southpoint

Singapore 089763

Tel: (65) 6220 4906 Fax: (65) 6236 6252

[www.singaporeshipping.com.sg](http://www.singaporeshipping.com.sg)

Company Registration No. 198801332G